

UNATEGO CENTRAL SCHOOL DISTRICT  
BOARD OF EDUCATION AGENDA  
**TENTATIVE**  
MONDAY, JANUARY 21, 2019  
**REGULAR BOARD MEETING**  
7:00 P.M.  
UNATEGO MIDDLE/SR HIGH SCHOOL  
ROOM #93

1. ROUTINE MATTERS

- 1.1 Call to order
- 1.2 Roll Call
- 1.3 Pledge
- 1.4 Approve regular board meeting minutes of January 7, 2019
- 1.5 Approve special district meeting minutes of January 9, 2019
- 1.6 Adopt Agenda

2. PUBLIC COMMENT

3. PRESENTATIONS

- 3.1 Superintendent's Report – Dr. David S. Richards

4. ADMINISTRATIVE ACTION

- 4.1 Warrants (Information only)
- 4.2 Budget Status Reports (Information only)
- 4.3 Approve Treasurer's Reports (1.21.19 G1)
- 4.4 Approve Unit Cost Methodology (1.21.19 G2)
- 4.5 Approve transportation request to Oneonta Christian Academy (1.21.19 G3)
- 4.6 Approve Jenna Bullis returning substitute teacher/LTA and teacher aide for the 2018-2019 school year (1.21.19 UC1)
- 4.7 Appoint Eda Dorosky substitute nurse for the 2018-2019 school year (1.21.19 UC2)
- 4.8 Appoint Christal Wright substitute clerical worker for the 2018-2019 school year (1.21.19 UC3)
- 4.9 Appoint Nathan Farley substitute teacher for the 2018-2019 school year (1.21.19 UC4)
- 4.10 Appoint Kristen Walis substitute teacher/substitute nurse for the 2018-2019 school year (1.21.19 UC5)
- 4.11 Appoint Anna Marie Lipari substitute food service helper/substitute aide and substitute LTA for the 2018-2019 school year (1.21.19 UC6)
- 4.12 Appoint Melissa Strickland substitute aide/substitute bus aide for the 2018-2019 school year (1.21.19 UC7)
- 4.13 Appoint Alex Chase substitute teacher for the 2018-2019 school year (1.21.19 C1)

5. PUBLIC COMMENT

6. ROUND TABLE DISCUSSION/QUESTIONS

7. EXECUTIVE SESSION (IF NECESSARY)

*Upon a majority vote of its total membership, taken in open meeting pursuant to a motion identifying the general area of the subject or subjects to be considered, a public body may conduct an executive session for the below enumerated purposes only, provided, however, that no action by formal vote shall be taken to appropriate public moneys:*

- A. matters which may imperil the public safety if disclosed;*
- B. any matter which may disclose the identity of a law enforcement agent or informer;*
- C. information relating to current or future investigation or prosecution of a criminal offense which would imperil effective law enforcement if disclosed;*
- D. discussions regarding proposed, pending or current litigation;*
- E. collective negotiations pursuant to article fourteen of the civil service law;*
- F. the medical, financial, credit or employment history of a particular person or corporation, or matters leading to the appointment, employment, promotion, demotion, discipline, suspension, dismissal or removal of a particular person or corporation;*
- G. the preparation, grading or administration of examination; and*
- H. the proposed acquisition, sale or lease of real property or the proposed acquisition of securities, or sale or exchange of securities held by such public body, but only when publicity would substantially affect the value thereof;*
- I. any matter made confidential by federal or state law.*

8. ADJOURN

4.3

1.21.19 G1

**RESOLVED:** Upon the recommendation of the Superintendent of Schools that this Board does hereby approve the Treasurer's Report as presented.

4.4

1.21.19 G2

**RESOLVED:** Upon the recommendation of the Superintendent of Schools that this Board does hereby approve Unit Cost Methodology as presented (2019-2020 BOCES Services).

4.5

1.21.19 G3

**RESOLVED:** Upon the recommendation of the Superintendent of Schools that this Board does hereby approve transportation request to Oneonta Christian Academy as presented.

4.6

1.21.19 UC1

**RESOLVED:** Upon the recommendation of the Superintendent of Schools that this Board does hereby approve Jenna Bullis returning substitute teacher/LTA and teacher aide for the 2018-2019 school year.

**Board Agenda 1.21.19**

**PG: 3**

**4.7**

**1.21.19 UC2**

**RESOLVED: Upon the recommendation of the Superintendent of Schools that this Board does hereby appoint Eda Dorosky substitute nurse for the 2018-2019 school year as presented.**

**4.8**

**1.21.19 UC3**

**RESOLVED: Upon the recommendation of the Superintendent of Schools that this Board does hereby appoint Christal Wright clerical worker for the 2018-2019 school year.**

**4.9**

**1.21.19 UC4**

**RESOLVED: Upon the recommendation of the Superintendent of Schools that this Board does hereby appoint Nathan Farley substitute teacher for the 2018-2019 school year as presented.**

**4.10**

**1.21.19 UC5**

**RESOLVED: Upon the recommendation of the Superintendent of Schools that this Board does hereby appoint Kristen Walis substitute teacher/substitute nurse for the 2018-2019 school year pending fingerprinting and criminal history review as presented.**

**4.11**

**1.21.19 UC6**

**RESOLVED: Upon the recommendation of the Superintendent of Schools that this Board does hereby appoint Anna Marie Lipari substitute food service helper/substitute aide and substitute LTA for the 2018-2019 school year pending fingerprinting and criminal history review as presented.**

**4.12**

**1.21.19 UC7**

**RESOLVED: Upon the recommendation of the Superintendent of Schools that this Board does hereby appoint Melissa Strickland substitute aide/bus aide for the 2018-2019 school year pending fingerprinting and criminal history review as presented.**

**4.13**

**1.21.19 C1**

**RESOLVED: Upon the recommendation of the Superintendent of Schools that this Board does hereby appoint Alex Chase substitute teacher for the 2018-2019 school year as presented.**


**Internal Claims Auditor Report for Unatego Central School District**

Warrant Report Dates: December 2018

# Checks Audited 154

Internal Claims Auditor: Kevin Mikalinas

Discovered Condition	Internal Auditor Requested Corrective Action	Corrective Action Taken
WRITE UPS:		
Purchase orders should be issued prior to purchase or service:		
Total Entries: 345		0 % of Findings
MISC ITEMS:		



6678 County Road 32, Norwich, New York 13815-3554  
(607) 335-1200 • FAX (607) 334-9848

To: Unatego Board Member

From: Patricia A. Loker *pal*  
School Business Manager

Date: January 17, 2019

Re: Warrants for January 21<sup>st</sup> meeting

Enclosed, please find the following December warrants for the January 21<sup>st</sup> meeting:

<u>FUND</u>	<u>#'s</u>
General Fund	35, 36, 37, 38
Federal Fund	
School Lunch Fund	13
Capital	5

pal/dk

cc Dr. David Richards



Check #	Check Date	Vendor ID	Vendor Name	PO Number	Check Amount
29967	12/07/2018	4699	ADPRO SPORTS	180601	2,750.00
29968	12/07/2018	4439	ADVANCE AUTO PARTS	180091	142.64
29969	12/07/2018	4319	AMBER BIRDSALL		16.74
29970	12/07/2018	2829	COLLEEN CIOCCARI		68.67
29971	12/07/2018	469	FIRST BANKCARD	180026	100.00
29972	12/07/2018	4304	GLOBAL MONTELLO GROUP	180065	10,380.79
29973	12/07/2018	589	HOGAN, SARZYNSKI, LYNCH, DEWIND & GREGORY, LLP	180029	789.87
29974	12/07/2018	656	J.W. PEPPER & SON, INC.	180440	470.63
29975	12/07/2018	4657	KAATSKILL MOUNTAIN SURVEYORS	180616	750.00
29976	12/07/2018	4658	NORMAN KANZER		128.62
29977	12/07/2018	3207	MIRABITO ENERGY PRODUCTS	180134	24,398.67
29978	12/07/2018	936	NYSEG	180034	2,179.82
29979	12/07/2018	4241	OTICON INC	180596	100.00
29980	12/07/2018	1148	SCHOLASTIC INC.	180464	109.89
29981	12/07/2018	1157	SCHOOL SPECIALTY INC	180269	501.73
29982	12/07/2018	4734	SHI INTERNATIONAL CORP	180574	60.72
29983	12/07/2018	3523	SIDNEY CENTRAL SCHOOL DISTRICT		42.50
29984	12/07/2018	1386	SPRINGBROOK NY, INC.	180047	18,659.10
29985	12/07/2018	4605	TRI-COUNTY REFRIGERATION, INC.	180491	1,265.62
29986	12/07/2018	1504	UNATEGO TEACHERS ASSOCIATION	180011	24,471.00

Number of Transactions: 20

**Warrant Total: 87,387.01**  
**Vendor Portion: 87,387.01**

**Certification of Warrant**

To The District Treasurer: I hereby certify that I have verified the above claims, \_\_\_\_\_ in number, in the total amount of \$ \_\_\_\_\_. You are hereby authorized and directed to pay to the claimants certified above the amount of each claim allowed and charge each to the proper fund.

\_\_\_\_\_  
 Date Signature Title

<u>Unatego Central School</u>			<u>GENERAL FUND #35</u>	<u>Entries: 37</u>	
<u>GENERAL FUND</u>	<u>CHECK DATE:</u> 12/07/18		<u>CHECK NUMBERS</u> 29967-29986	<u>Check Count</u> 20	
			<u>WIRE NUMBERS</u>	<u>Wire Count</u>	
	<u>Items that need to be corrected before checks are printed</u>				
<u>Vendor</u>	<u>Invoice</u>	<u>\$ Amount</u>	<u>Problem</u>	<u>Action to be Taken</u>	<u>Response</u>
<b><u>"PERFECT WARRANT NO CORRECTIONS NECESSARY"</u></b>					
<u>Purchase Order Should Be Created Prior To Purchases:</u>					
<u>Other Misc. Items to be Noted</u>					



Check #	Check Date	Vendor ID	Vendor Name	PO Number	Check Amount
29987	12/14/2018	4482	ACCESS THERAPY GROUP, PLLC	180012	570.00
29988	12/14/2018	4439	ADVANCE AUTO PARTS	180061	20.22
29989	12/14/2018	74	KATHLEEN BACON		158.70
29990	12/14/2018	107	BEST PLUMBING SPECIALTIES, INC	180095	780.21
29991	12/14/2018	3255	BUS PARTS WAREHOUSE	180618	182.77
29992	12/14/2018	234	THE CITY OF ONEONTA	180101	40.00
29993	12/14/2018	245	CLIFFORD REED & SONS INC	180102	660.00
29994	12/14/2018	3057	ABIGAIL COSTELLO		61.96
29995	12/14/2018	355	DELL MARKETING L.P.	180494	2,399.00
29996	12/14/2018	3759	DIRECT ENERGY BUSINESS	180023	8,763.26
29997	12/14/2018	388	DROGEN ELECTRIC SUPPLY	180118	166.00
29998	12/14/2018	452	FISCAL ADVISORS/MKTING, INC	180027	192.00
29999	12/14/2018	582	HILL & MARKES INC	180590	2,340.99
30000	12/14/2018	3207	MIRABITO ENERGY PRODUCTS	180134	456.78
30001	12/14/2018	831	MUNSON BUILDING SUPPLY	180135	11.48
30002	12/14/2018	1819	NORTHEAST UNIFORM SERVICES, INC	180568	928.59
30003	12/14/2018	936	NYSEG	180034	3,040.23
30004	12/14/2018	2515	ONEONTA WRESTLING	180620	150.00
30005	12/14/2018	4639	GIOVANNA PICCIOCCA		28.34
30006	12/14/2018	1051	PUTNAM PEST CONTROL	180139	100.00
30007	12/14/2018	1340	RIVER VALLEY NEWS GROUP	180050	40.50
30008	12/14/2018	1157	SCHOOL SPECIALTY INC	180252	438.71
30009	12/14/2018	3385	TRIPLE CITIES ACQUISITION, LLC	180595	469.00
30010	12/14/2018	3702	W. B. MASON CO., INC.	180232	42.45
30011	12/14/2018	1424	WASTE RECOVERY ENTERPRISES	180182	1,583.32

Number of Transactions: 25

**Warrant Total: 23,624.51**  
**Vendor Portion: 23,624.51**

**Certification of Warrant**

To The District Treasurer: I hereby certify that I have verified the above claims, \_\_\_\_\_ in number, in the total amount of \$ \_\_\_\_\_. You are hereby authorized and directed to pay to the claimants certified above the amount of each claim allowed and charge each to the proper fund.

\_\_\_\_\_  
 Date Signature Title



<u>Unatego Central School</u>			<u>GENERAL FUND #36</u>	<u>Entries: 43</u>	
<u>GENERAL FUND</u>	<u>CHECK DATE:</u>		<u>CHECK NUMBERS</u>	<u>Check Count</u>	
	12/14/18		29987-30011	25	
			<u>WIRE NUMBERS</u>	<u>Wire Count</u>	
	<u>Items that need to be corrected before checks are printed</u>				
<u>Vendor</u>	<u>Invoice</u>	<u>\$ Amount</u>	<u>Problem</u>	<u>Action to be Taken</u>	<u>Response</u>
<b><u>"PERFECT WARRANT NO CORRECTIONS NECESSARY"</u></b>					
<b>Purchase Order Should Be Created Prior To Purchases:</b>					
<b><u>Other Misc. Items to be Noted</u></b>					



Check #	Check Date	Vendor ID	Vendor Name	PO Number	Check Amount
30012	12/21/2018	4699	ADPRO SPORTS	180585	1,239.00
30013	12/21/2018	4439	ADVANCE AUTO PARTS	180061	64.33
30014	12/21/2018	4739	BEYOND CONSEQUENCES INSTITUTE, LLC	180577	64.68
30015	12/21/2018	4057	BIG APPLE MUSIC, LLC	180439	89.97
30016	12/21/2018	4725	C & E ELECTRONIC DISPLAYS	180550	346.00
30017	12/21/2018	73	DCMO BOCES TREASURER	180513	439,592.98
30018	12/21/2018	73	DCMO BOCES TREASURER	180020	4,390.26
30019	12/21/2018	341	CORINNE L DEBLASI-WILSON		27.25
30020	12/21/2018	4397	EMERSON TESTING, LLC	180068	55.00
30021	12/21/2018	4492	F.W. WEBB COMPANY	180119	593.43
30022	12/21/2018	1317	Gale/CENGAGE Learning	180015	50.00
30023	12/21/2018	582	HILL & MARKES INC	180622	4,828.86
30024	12/21/2018	3394	JB'S LINE CLEANING & PLUMB LLC	180125	411.55
30025	12/21/2018	3374	MATTHEWS BUSES INC	180076	15,700.00
30026	12/21/2018	4193	KATHERINE MAZOUREK		155.00
30027	12/21/2018	3207	MIRABITO ENERGY PRODUCTS	180134	2,515.57
30028	12/21/2018	3165	NCS PEARSON INC.	180625	170.00
30029	12/21/2018	4753	AMY PACKARD		160.00
30030	12/21/2018	1014	PITNEY BOWES INC.	180041	120.00
30031	12/21/2018	1019	PLANK ROAD PUBLISHING INC	180420	112.45
30032	12/21/2018	3211	PTSI	180083	262.81
30033	12/21/2018	4621	ROLLING V BUS CORPORATION	180564	3,555.00
30034	12/21/2018	1131	SARGENT WELCH	180536	211.03
30035	12/21/2018	1150	SCHOLASTIC SPORTS SALES, LTD.	180547	227.63
30036	12/21/2018	3523	SIDNEY CENTRAL SCHOOL DISTRICT	180045	52,584.13
30037	12/21/2018	3523	SIDNEY CENTRAL SCHOOL DISTRICT		220.00
30038	12/21/2018	4732	SPORT SCOPE INC	180572	207.00
30039	12/21/2018	1386	SPRINGBROOK NY, INC.	180047	18,659.10
30040	12/21/2018	1410	VILLAGE OF UNADILLA	180055	666.35
30041	12/21/2018	1412	VILLAGE VARIETY, LTD.	180149	31.72
30042	12/21/2018	3702	W. B. MASON CO., INC.	180621	6,158.52
30043	12/21/2018	1543	WILLIAM H. SADLIER, INC	180581	31.14
30044	12/21/2018	1461	WOODWORKERS SUPPLY INC	180445	111.91

Number of Transactions: 33

**Warrant Total: 553,612.67**  
**Vendor Portion: 553,612.67**

**Certification of Warrant**

To The District Treasurer: I hereby certify that I have verified the above claims, \_\_\_\_\_ in number, in the total amount of \$ \_\_\_\_\_. You are hereby authorized and directed to pay to the claimants certified above the amount of each claim allowed and charge each to the proper fund.

\_\_\_\_\_ Date

\_\_\_\_\_ Signature

\_\_\_\_\_ Title

<u>Unatego Central School</u>			<u>GENERAL FUND #37</u>	<u>Entries: 87</u>	
<u>GENERAL FUND</u>	<u>CHECK DATE:</u> 12/1/18-12/31/18		<u>CHECK NUMBERS</u> 30012-30044	<u>Check Count</u> 33	
			<u>WIRE NUMBERS</u>	<u>Wire Count</u>	
<u>Items that need to be corrected before checks are printed</u>					
<u>Vendor</u>	<u>Invoice</u>	<u>\$ Amount</u>	<u>Problem</u>	<u>Action to be Taken</u>	<u>Response</u>
<b><u>"PERFECT WARRANT NO CORRECTIONS NECESSARY"</u></b>					
<u>Purchase Order Should Be Created Prior To Purchases:</u>					
<u>Other Misc. Items to be Noted</u>					



Check #	Check Date	Vendor ID	Vendor Name	PO Number	Check Amount
30045	12/28/2018	2201	AIR TEMP HEATING & AIR CONDITIONING, INC.	180094	2,101.92
30046	12/28/2018	107	BEST PLUMBING SPECIALTIES, INC	180095	199.57
30047	12/28/2018	2829	COLLEEN CIOCCARI		49.60
30048	12/28/2018	1998	CUMMINS SALES AND SERVICE	180115	1,056.81
30049	12/28/2018	1506	DEMCO INC	180629	234.41
30050	12/28/2018	388	DROGEN ELECTRIC SUPPLY	180118	262.60
30051	12/28/2018	4698	CHERYL ERNST		200.00
30052	12/28/2018	3207	MIRABITO ENERGY PRODUCTS	180134	2,793.54
30053	12/28/2018	3165	NCS PEARSON INC.	180624	418.70
30054	12/28/2018	936	NYSEG	180034	5,121.85
30055	12/28/2018	4639	GIOVANNA PICCIOCCA		88.56
30056	12/28/2018	1051	PUTNAM PEST CONTROL	180139	100.00
30057	12/28/2018	4472	SCHOLASTIC READING CLUB	180474	124.00
30058	12/28/2018	3523	SIDNEY CENTRAL SCHOOL DISTRICT	180586	80.00
30059	12/28/2018	4605	TRI-COUNTY REFRIGERATION, INC.	180491	9,523.28
30060	12/28/2018	1363	UNATEGO SCHOOL LUNCH FUND	180052	9.90
30061	12/28/2018	1420	WALMART COMMUNITY/SYNCB		247.78

Number of Transactions: 17

**Warrant Total: 22,612.52**  
**Vendor Portion: 22,612.52**

**Certification of Warrant**

To The District Treasurer: I hereby certify that I have verified the above claims, \_\_\_\_\_ in number, in the total amount of \$ \_\_\_\_\_. You are hereby authorized and directed to pay to the claimants certified above the amount of each claim allowed and charge each to the proper fund.

\_\_\_\_\_  
 Date Signature Title

<b>Unatego Central School</b>			<b>GENERAL FUND #38</b>	<b>Entries: 36</b>	
<b>GENERAL FUND</b>	<b>CHECK DATE:</b> 12/1/18-12/31/18		<b>CHECK NUMBERS</b> 30045-30061	<b>Check Count</b> 17	
			<b>WIRE NUMBERS</b>	<b>Wire Count</b>	
<b>Items that need to be corrected before checks are printed</b>					
<b>Vendor</b>	<b>Invoice</b>	<b>\$ Amount</b>	<b>Problem</b>	<b>Action to be Taken</b>	<b>Response</b>
<b><u>"PERFECT WARRANT NO CORRECTIONS NECESSARY"</u></b>					
<b>Purchase Order Should Be Created Prior To Purchases:</b>					
<b>Other Misc. Items to be Noted</b>					



Check #	Check Date	Vendor ID	Vendor Name	PO Number	Check Amount
6636	12/07/2018	96	BEHLOG & SON PRODUCE INC	180171	1,946.83
6637	12/07/2018	4612	BILL BROS DAIRY	180172	3,379.34
6638	12/07/2018	160	BIMBO FOODS, INC.	180173	518.26
6639	12/07/2018	4713	BROOKWOOD FARMS	180472	177.50
6640	12/07/2018	4625	FANTASY FRUIT FARM	180174	240.00
6641	12/07/2018	520	GINSBERG'S FOODS	180175	7,380.51
6642	12/07/2018	4318	HERSHEY CREAMERY COMPANY	180176	397.92
6643	12/07/2018	582	HILL & MARKES INC	180177	2,229.31
6644	12/07/2018	4638	MCCRAITH BEVERAGES INC	180179	475.40
6645	12/07/2018	3455	RUFF, MARI	180602	150.00
6646	12/07/2018	3702	W. B. MASON CO., INC.	180567	105.88
6647	12/21/2018	73	DCMO BOCES TREASURER	180513	6,393.96
<b>Number of Transactions: 12</b>				<b>Warrant Total:</b>	<b>23,394.91</b>
				<b>Vendor Portion:</b>	<b>23,394.91</b>

**Certification of Warrant**

To The District Treasurer: I hereby certify that I have verified the above claims, \_\_\_\_\_ in number, in the total amount of \$ \_\_\_\_\_. You are hereby authorized and directed to pay to the claimants certified above the amount of each claim allowed and charge each to the proper fund.

\_\_\_\_\_

Date
Signature
Title

<b>Unatego Central School</b>			<b>SCHOOL LUNCH #13</b>	<b>Entries: 49</b>
<b>SCHOOL LUNCH FUND</b>	<b>CHECK DATE:</b> 12/1/18-12/31/18		<b>CHECK NUMBERS</b> 6636-6647	<b>Check Count</b> 12
			<b>WIRE NUMBERS</b>	<b>Wire Count</b>
<b>Vendor</b>	<b>Invoice</b>	<b>\$ Amount</b>	<b>Problem</b>	<b>Action to be Taken</b>
	<b>"PERFECT WARRANT NO CORRECTIONS NECESSARY"</b>			
<b>Other Misc. Items to be Noted</b>				

**UNATEGO CSD**

**Check Warrant Report For H - 5: CAPITAL/DEC 18 For Dates 12/1/2018 - 12/31/2018**



Check #	Check Date	Vendor ID	Vendor Name	PO Number	Check Amount
1935	12/07/2018	4704	DELTA ENGINEERS, ARCHITECTS & LAND SURVEYORS		29,277.50
1936	12/21/2018	4704	DELTA ENGINEERS, ARCHITECTS & LAND SURVEYORS		4,680.00
1937	12/21/2018	4749	EDUCATIONAL SYSTEMS CONSULTING		3,422.50
<b>Number of Transactions: 3</b>				<b>Warrant Total:</b>	<b>37,380.00</b>
				<b>Vendor Portion:</b>	<b>37,380.00</b>

**Certification of Warrant**

To The District Treasurer: I hereby certify that I have verified the above claims, \_\_\_\_\_ in number, in the total amount of \$ \_\_\_\_\_. You are hereby authorized and directed to pay to the claimants certified above the amount of each claim allowed and charge each to the proper fund.

\_\_\_\_\_  
Date    Signature    Title



<b>Unatego Central School</b>			<b>CAPITAL #5</b>	<b>Entries: 4</b>	
<b>GENERAL FUND</b>	<b>CHECK DATE:</b> 12/1/18-12/31/18		<b>CHECK NUMBERS</b> 1935-1937	<b>Check Count</b> 3	
			<b>WIRE NUMBERS</b>	<b>Wire Count</b>	
	<b>Items that need to be corrected before checks are printed</b>				
<b>Vendor</b>	<b>Invoice</b>	<b>\$ Amount</b>	<b>Problem</b>	<b>Action to be Taken</b>	<b>Response</b>
<b><u>"PERFECT WARRANT NO CORRECTIONS NECESSARY"</u></b>					
<b>Purchase Order Should Be Created Prior To Purchases:</b>					
<b>Other Misc. Items to be Noted</b>					

UNATEGO CENTRAL SCHOOL TREASURER'S REPORT

December 2018

	GENERAL FUND	CAFETERIA FUND	TRUST & AGENCY FUND	FEDERAL FUND	CAPITAL FUND	PAYROLL FUND	BENEFIT REIMB	DEBT SERVICE RESERVE
BEGINNING BALANCE	\$ 5,095,192.72	\$ 20,496.91	\$ 174,241.35	\$ 78,948.31	\$ 92,068.48	\$ 1,400.49	\$ 13,319.15	0
RECEIPTS	\$ 1,278,098.57	\$ 36,815.78	\$ 976,199.42	\$ 71,497.57	\$ 0.61	\$ 109,918.19	\$ 1,433.50	16239.69
DISBURSEMENTS	\$ 2,185,464.89	\$ 43,304.11	\$ 987,515.16	\$ 38,829.24	\$ 37,380.00	\$ 109,917.38	\$ 1,600.90	0
ENDING BALANCE	\$ 4,187,826.40	\$ 14,008.58	\$ 162,925.61	\$ 111,616.64	\$ 54,689.07	\$ 1,400.80	\$ 13,161.75	16239.69

I CERTIFY THAT THE BALANCES FOR THE FUNDS ABOVE ARE ACCURATE AND IN AGREEMENT

*Patricia A. Loker Business Mgr*  
 PATRICIA A. LOKER, SCHOOL BUSINESS MANAGER

TREASURER'S REPORT TO  
BOARD OF EDUCATION  
UNATEGO CENTRAL SCHOOL

General Fund Checking

BALANCE ON HAND: December 1, 2018 \$ 5,095,192.72

VOIDED CHECKS: \$ -

RECEIPTS:

INTEREST	40.25
ADMISSIONS/SPORTING EVENTS	\$1,853.00
AFTER SCHOOL PROGRAM FEES	\$4,911.14
BOCES/SUB REIMBURSEMENT	\$840.00
DEPOSIT CSD/DAN WICKHAM	\$275.00
ELK LAKE CSD/DAN WICKHAM	\$275.00
ELMIRA HEIGHTS CSD/DAN WICKHAM	\$275.00
HIGH SCHOOL ORGANIZATION/WALMART REIMB	\$247.78
LOST HELMET REIMBURSEMENT	\$220.00
MARATHON CSD/ DAN WICKHAM	\$275.00
MATTHEWS/NOVEMBER	\$2,200.00
NYS/EXCESS COST	\$457,275.25
NYS/FEDERAL GRANTS 2119/3219/3319/4719/0419	\$71,497.00
NYS/FED-STATE BRKFST-LUN-SNK/NOV	\$33,997.00
NYS/GENERAL AID	\$450,015.01
NYS/LOTTERY GRANT (VLT)	\$74,532.57
NYS/MEDICAID	\$1,396.01
NYS/STAR	\$158,520.43
OTSEGO COUNTY/18-19 CTY FOREST - LAND	\$1,457.13
RUDNITSKY/TUITION	\$1,900.00
TOWNSEND/AFTER SCHOOL DEP + BANK FEES	\$96.00
USHERWOOD/EASTERN LEASE PAY OFF	\$16,000.00

TOTAL RECEIPTS \$ 1,278,098.57

RECEIPTS & BALANCE \$ 6,373,291.29

DISBURSEMENTS: CHECKS 29966-30061 911,225.80  
WIRES 1850-1853 1,274,239.09

TOTAL DISBURSEMENTS \$ 2,185,464.89

BALANCE ON HAND: December 31, 2018 \$ 4,187,826.40

BANK BALANCE \$4,234,597.02

PLUS: BANK ERROR -  
PLUS: IN TRANSIT DEPOSITS -  
LESS: OUTSTANDING CHECKS 46,770.62  
LESS: OUTSTANDING WIRES -

NET BALANCE IN BANK \$4,187,826.40

January 21, 2019  
DATE SUBMITTED

  
DISTRICT TREASURER



Account	Description	Debits	Credits	Balance	
A 200	CASH - CHECKING	13,761,845.11	9,574,018.71	4,187,826.40	
A 210	PETTY CASH	667.67	0.00	667.67	
A 391CAP	DUE FROM CAPITAL FUND	123,445.00	9,115.00	114,330.00	
A 391FED	DUE FROM FEDERAL FUND	147,713.15	0.00	147,713.15	
A 391SL	DUE FROM SCHOOL LUNCH FUND	39,519.00	0.00	39,519.00	
A 391TA	DUE FROM TRUST & AGENCY	12,556.48	6.38	12,550.10	
A 4101	STATE AID RECEIVABLE	1,058,619.62	1,050,751.12	7,868.50	
A 510	ESTIMATED REVENUES	22,091,299.71	0.00	22,091,299.71	
A 521	ENCUMBRANCES	19,331,698.88	6,858,812.34	12,472,886.54	
A 522	EXPENDITURES	8,513,655.62	39,103.98	8,474,551.64	
A 599	APPROPRIATED FUND BALANCE	274,176.89	0.00	274,176.89	
A 630DEBT	DUE TO DEBT SERVICE	0.00	61.75	61.75	CR
A 630TA	DUE TO TRUST & AGENCY	6.38	2,445.30	2,438.92	CR
A 632	DUE TO TEACHER RETIREMENT	618,872.69	1,286,071.77	667,199.08	CR
A 637	DUE TO EMPLOYEES' RETIREMENT SYSTEM	59,932.75	117,916.00	57,983.25	CR
A 821	RESERVE FOR ENCUMBRANCES	6,858,812.34	19,331,698.88	12,472,886.54	CR
A 827	RETIREMENT CONTRIBUTION RESERVE	0.00	353,466.00	353,466.00	CR
A 867	EMPLOYEE LIABILITY RESERVE	0.00	184,254.70	184,254.70	CR
A 878	CAPITAL RESERVE	0.00	800,000.00	800,000.00	CR
A 882	RESERVE FOR REPAIRS	0.00	300,000.00	300,000.00	CR
A 914	ASSIGNED APPROPRIATED FUND BAL	0.00	120,000.00	120,000.00	CR
A 917	UNASSIGNED FUND BALANCE	117,044.56	894,585.93	777,541.37	CR
A 960	APPROPRIATIONS	0.00	22,365,476.60	22,365,476.60	CR
A 980	REVENUES	17,960.93	9,740,042.32	9,722,081.39	CR
<b>A Fund Totals:</b>		<b>73,027,826.78</b>	<b>73,027,826.78</b>	<b>0.00</b>	
<b>Grand Totals:</b>		<b>73,027,826.78</b>	<b>73,027,826.78</b>	<b>0.00</b>	

UNATEGO CSD

Appropriation Status Detail Report By Function From 7/1/2018 To 12/31/2018



Account	Description	Budget	Adjustments	Adj. Budget	Expensed	Encumbered	Available
A 1010.400	BOE CONTRACTUAL	3,800.00	-1,382.13	2,417.87	614.80	335.20	1,467.87
A 1010.450	BOE GENERAL SUPPLIES	500.00	514.92	1,014.92	1,014.92	0.00	0.00
<b>1010</b>	<b>BOARD OF EDUCATION</b>	<b>4,300.00</b>	<b>-867.21</b>	<b>3,432.79</b>	<b>1,629.72</b>	<b>335.20</b>	<b>1,467.87</b>
A 1040.160	CLASSIFIED SALARIES-DISTRICT CLERK	5,600.00	0.00	5,600.00	0.00	5,600.00	0.00
<b>1040</b>	<b>DISTRICT CLERK</b>	<b>5,600.00</b>	<b>0.00</b>	<b>5,600.00</b>	<b>0.00</b>	<b>5,600.00</b>	<b>0.00</b>
A 1060.400	DISTRICT MEETING CONTRACTUAL	2,000.00	0.00	2,000.00	40.50	1,844.30	115.20
<b>1060</b>	<b>DISTRICT MEETING</b>	<b>2,000.00</b>	<b>0.00</b>	<b>2,000.00</b>	<b>40.50</b>	<b>1,844.30</b>	<b>115.20</b>
<b>10</b>		<b>11,900.00</b>	<b>-867.21</b>	<b>11,032.79</b>	<b>1,670.22</b>	<b>7,779.50</b>	<b>1,583.07</b>
A 1240.150	CERTIFIED SALARIES	138,770.00	0.00	138,770.00	66,885.00	66,885.00	5,000.00
A 1240.160	CLASSIFIED SALARIES	42,704.00	0.00	42,704.00	21,038.34	19,732.56	1,933.10
A 1240.400	MISCELLANEOUS CONTRACTUAL	2,000.00	386.00	2,386.00	709.00	0.00	1,677.00
A 1240.450	GENERAL SUPPLIES	500.00	0.00	500.00	34.00	88.00	378.00
<b>1240</b>	<b>CHIEF SCHOOL ADMINISTRATOR</b>	<b>183,974.00</b>	<b>386.00</b>	<b>184,360.00</b>	<b>88,666.34</b>	<b>86,705.56</b>	<b>8,988.10</b>
<b>12</b>		<b>183,974.00</b>	<b>386.00</b>	<b>184,360.00</b>	<b>88,666.34</b>	<b>86,705.56</b>	<b>8,988.10</b>
A 1310.160	CLASSIFIED SALARIES	69,000.00	19,000.00	88,000.00	44,000.06	43,999.94	0.00
A 1310.400	MISCELLANEOUS CONTRACTUAL	5,000.00	386.00	5,386.00	2,594.13	848.84	1,943.03
A 1310.450	GENERAL SUPPLIES	2,000.00	0.00	2,000.00	280.40	919.60	800.00
A 1310.490	BOCES SERVICES-FINANCIAL	196,538.00	0.00	196,538.00	78,444.40	117,666.59	427.01
<b>1310</b>	<b>BUSINESS ADMINISTRATION</b>	<b>272,538.00</b>	<b>19,386.00</b>	<b>291,924.00</b>	<b>125,318.99</b>	<b>163,434.97</b>	<b>3,170.04</b>
A 1320.400	MISCELLANEOUS CONTRACTUAL	25,000.00	0.00	25,000.00	12,100.00	11,900.00	1,000.00
<b>1320</b>	<b>AUDITING</b>	<b>25,000.00</b>	<b>0.00</b>	<b>25,000.00</b>	<b>12,100.00</b>	<b>11,900.00</b>	<b>1,000.00</b>
A 1325.160	CLASSIFIED SALARIES	22,000.00	19,105.77	41,105.77	17,355.74	23,750.03	0.00
<b>1325</b>	<b>TREASURER</b>	<b>22,000.00</b>	<b>19,105.77</b>	<b>41,105.77</b>	<b>17,355.74</b>	<b>23,750.03</b>	<b>0.00</b>
A 1330.400	MISCELLANEOUS CONTRACTUAL	700.00	81.37	781.37	766.01	15.36	0.00
A 1330.450	GENERAL SUPPLIES	2,000.00	-81.71	1,918.29	943.50	0.00	974.79
<b>1330</b>	<b>TAX COLLECTOR</b>	<b>2,700.00</b>	<b>-0.34</b>	<b>2,699.66</b>	<b>1,709.51</b>	<b>15.36</b>	<b>974.79</b>
A 1345.490	BOCES - DCMO	5,985.00	0.34	5,985.34	2,394.13	3,591.21	0.00
<b>1345</b>	<b>PURCHASING</b>	<b>5,985.00</b>	<b>0.34</b>	<b>5,985.34</b>	<b>2,394.13</b>	<b>3,591.21</b>	<b>0.00</b>
A 1380.400	MISCELLANEOUS CONTRACTUAL	6,000.00	0.00	6,000.00	192.00	5,808.00	0.00
<b>1380</b>	<b>FISCAL AGENT FEE</b>	<b>6,000.00</b>	<b>0.00</b>	<b>6,000.00</b>	<b>192.00</b>	<b>5,808.00</b>	<b>0.00</b>
<b>13</b>		<b>334,223.00</b>	<b>38,491.77</b>	<b>372,714.77</b>	<b>159,070.37</b>	<b>208,499.57</b>	<b>5,144.83</b>
A 1420.400	MISCELLANEOUS CONTRACTUAL	15,000.00	867.21	15,867.21	4,842.45	11,024.76	0.00
<b>1420</b>	<b>LEGAL</b>	<b>15,000.00</b>	<b>867.21</b>	<b>15,867.21</b>	<b>4,842.45</b>	<b>11,024.76</b>	<b>0.00</b>

UNATEGO CSD

Appropriation Status Detail Report By Function From 7/1/2018 To 12/31/2018



Account	Description	Budget	Adjustments	Adj. Budget	Expensed	Encumbered	Available
A 1430.400	MISCELLANEOUS CONTRACTUAL	3,000.00	369.00	3,369.00	319.00	3,050.00	0.00
A 1430.490	BOCES SERVICES - DCMO	39,054.00	2,230.00	41,284.00	16,438.60	24,545.40	300.00
<b>1430</b>	<b>PERSONNEL *</b>	<b>42,054.00</b>	<b>2,599.00</b>	<b>44,653.00</b>	<b>16,757.60</b>	<b>27,595.40</b>	<b>300.00</b>
A 1460.490	BOCES SERVICES-RECORD RETENTION	7,553.00	-369.00	7,184.00	2,801.20	4,201.80	181.00
<b>1460</b>	<b>RECORDS MANAGEMENT OFFICER *</b>	<b>7,553.00</b>	<b>-369.00</b>	<b>7,184.00</b>	<b>2,801.20</b>	<b>4,201.80</b>	<b>181.00</b>
A 1480.475	MAILING-DISTRICT	1,800.00	0.00	1,800.00	0.00	0.00	1,800.00
A 1480.490	BOCES SERVICES	23,970.00	0.00	23,970.00	9,154.00	13,731.00	1,085.00
<b>1480</b>	<b>PUBLIC INFORMATION &amp; SERVICES *</b>	<b>25,770.00</b>	<b>0.00</b>	<b>25,770.00</b>	<b>9,154.00</b>	<b>13,731.00</b>	<b>2,885.00</b>
<b>14</b>	<b>**</b>	<b>90,377.00</b>	<b>3,097.21</b>	<b>93,474.21</b>	<b>33,555.25</b>	<b>56,552.96</b>	<b>3,366.00</b>
A 1620.160	CLASSIFIED SALARIES	261,393.00	6,377.00	267,770.00	132,701.20	106,588.80	28,480.00
A 1620.162	CLASSIFIED SALARIES: OVERTIME	25,000.00	5,697.54	30,697.54	8,581.89	22,115.65	0.00
A 1620.163	CLASSIFIED SALARIES: SUBSTITUTES	24,000.00	0.00	24,000.00	17,307.69	2,692.31	4,000.00
A 1620.200	EQUIPMENT	35,000.00	0.00	35,000.00	20,589.00	2,126.28	12,284.72
A 1620.400	MISCELLANEOUS CONTRACTUAL	150,554.65	5,000.00	155,554.65	57,824.35	66,974.29	30,756.01
A 1620.401	HEALTH AND SAFETY	2,000.00	0.00	2,000.00	0.00	0.00	2,000.00
A 1620.450	GENERAL SUPPLIES	92,286.32	0.00	92,286.32	23,408.60	37,954.11	30,923.61
A 1620.463	REFUSE REMOVAL	15,000.00	0.00	15,000.00	3,223.63	6,250.02	5,526.35
A 1620.473-1	WATER-OTEGO	600.00	0.00	600.00	90.00	310.00	200.00
A 1620.473-2	WATER-UNADILLA	3,000.00	0.00	3,000.00	894.55	1,825.45	280.00
A 1620.477-1	ELECTRIC-OTEGO	15,000.00	0.00	15,000.00	4,354.27	10,645.73	0.00
A 1620.477-2	ELECTRIC-UNADILLA	52,000.00	0.00	52,000.00	18,436.02	27,863.98	5,700.00
A 1620.477-3	ELECTRIC-HIGH SCHOOL	100,000.00	0.00	100,000.00	35,313.90	64,686.10	0.00
A 1620.554-1	HEATING FUEL-OTEGO	15,000.00	0.00	15,000.00	6,675.90	8,324.10	0.00
A 1620.554-2	HEATING FUEL-UNADILLA	2,500.00	0.00	2,500.00	0.00	0.00	2,500.00
A 1620.554-3	HEATING FUEL-HIGH SCHOOL	115,000.00	0.00	115,000.00	14,928.90	88,071.10	12,000.00
A 1620.555-2	BOTTLED GAS-UNADILLA	50,000.00	0.00	50,000.00	9,008.63	23,991.37	17,000.00
A 1620.555-3	BOTTLED GAS-HIGH SCHOOL	6,000.00	0.00	6,000.00	1,753.37	1,746.63	2,500.00
A 1620.571	GAS AND FUEL	2,000.00	2,000.00	4,000.00	1,601.11	2,398.89	0.00
<b>1620</b>	<b>OPERATION OF PLANT *</b>	<b>966,333.97</b>	<b>19,074.54</b>	<b>985,408.51</b>	<b>356,693.01</b>	<b>474,564.81</b>	<b>154,150.69</b>
A 1621.160	CLASSIFIED SALARIES	73,763.00	1,867.80	75,630.80	38,190.80	37,440.00	0.00
A 1621.162	CLASSIFIED SALARIES: OVERTIME	1,000.00	0.00	1,000.00	0.00	1,000.00	0.00
A 1621.400	MISCELLANEOUS CONTRACTUAL	8,000.00	0.00	8,000.00	0.00	0.00	8,000.00
A 1621.450	GENERAL SUPPLIES	5,000.00	0.00	5,000.00	0.00	0.00	5,000.00

**UNATEGO CSD**

**Appropriation Status Detail Report By Function From 7/1/2018 To 12/31/2018**



Account	Description		Budget	Adjustments	Adj. Budget	Expensed	Encumbered	Available
<b>1621</b>	<b>MAINTENANCE OF PLANT</b>	*	<b>87,763.00</b>	<b>1,867.80</b>	<b>89,630.80</b>	<b>38,190.80</b>	<b>38,440.00</b>	<b>13,000.00</b>
A 1670.400	CONTRACTUAL		12,500.00	0.00	12,500.00	4,416.00	7,885.00	199.00
A 1670.450	MATERIALS & SUPPLIES		30,000.00	0.00	30,000.00	11,691.88	9,354.12	8,954.00
A 1670.490	BOCES		125,000.00	-12,067.46	112,932.54	22,217.02	33,324.30	57,391.22
<b>1670</b>	<b>CENTRAL PRINTING &amp; MAILING</b>	*	<b>167,500.00</b>	<b>-12,067.46</b>	<b>155,432.54</b>	<b>38,324.90</b>	<b>50,563.42</b>	<b>66,544.22</b>
A 1680.490	BOCES SERVICES - BROOME-TIOGA		640,000.00	35,067.46	675,067.46	264,112.68	410,954.78	0.00
<b>1680</b>	<b>CENTRAL DATA PROCESSING</b>	*	<b>640,000.00</b>	<b>35,067.46</b>	<b>675,067.46</b>	<b>264,112.68</b>	<b>410,954.78</b>	<b>0.00</b>
<b>16</b>		**	<b>1,861,596.97</b>	<b>43,942.34</b>	<b>1,905,539.31</b>	<b>697,321.39</b>	<b>974,523.01</b>	<b>233,694.91</b>
A 1910.454	LIABILITY AND BOND INSURANCE		70,000.00	-4,952.07	65,047.93	54,951.00	9,000.00	1,096.93
A 1910.455	STUDENT ACCIDENT		11,000.00	0.00	11,000.00	9,397.20	0.00	1,602.80
<b>1910</b>	<b>UNALLOCATED INSURANCE</b>	*	<b>81,000.00</b>	<b>-4,952.07</b>	<b>76,047.93</b>	<b>64,348.20</b>	<b>9,000.00</b>	<b>2,699.73</b>
A 1920.400	SCHOOL ASSOCIATION DUES		12,000.00	0.00	12,000.00	7,880.00	0.00	4,120.00
<b>1920</b>	<b>SCHOOL ASSOCIATION DUES</b>	*	<b>12,000.00</b>	<b>0.00</b>	<b>12,000.00</b>	<b>7,880.00</b>	<b>0.00</b>	<b>4,120.00</b>
A 1964.400	REFUND ON REAL PROPERTY TAXES		10,000.00	0.00	10,000.00	0.00	0.00	10,000.00
<b>1964</b>	<b>REFUND ON REAL PROPERTY TAXES</b>	*	<b>10,000.00</b>	<b>0.00</b>	<b>10,000.00</b>	<b>0.00</b>	<b>0.00</b>	<b>10,000.00</b>
A 1981.490	BOCES SERVICES - DCMO		170,762.00	0.05	170,762.05	68,304.81	102,457.24	0.00
<b>1981</b>	<b>BOCES ADMINISTRATIVE COSTS</b>	*	<b>170,762.00</b>	<b>0.05</b>	<b>170,762.05</b>	<b>68,304.81</b>	<b>102,457.24</b>	<b>0.00</b>
A 1983.490	BOCES CAPITAL EXPENSES		360,907.00	-24,148.21	336,758.79	133,534.49	200,301.73	2,922.57
<b>1983</b>	<b>BOCES CAPITAL EXPENSES</b>	*	<b>360,907.00</b>	<b>-24,148.21</b>	<b>336,758.79</b>	<b>133,534.49</b>	<b>200,301.73</b>	<b>2,922.57</b>
<b>19</b>		**	<b>634,669.00</b>	<b>-29,100.23</b>	<b>605,568.77</b>	<b>274,067.50</b>	<b>311,758.97</b>	<b>19,742.30</b>
<b>1</b>		***	<b>3,116,739.97</b>	<b>55,949.88</b>	<b>3,172,689.85</b>	<b>1,254,351.07</b>	<b>1,645,819.57</b>	<b>272,519.21</b>
A 2020.150	CERTIFIED SALARIES		311,675.00	0.00	311,675.00	157,106.43	147,606.57	6,962.00
A 2020.160	CLASSIFIED SALARIES		75,133.00	22,361.97	97,494.97	47,787.91	49,707.06	0.00
A 2020.160-SC	CLASSIFIED SALARIES: SUB-REG		5,000.00	0.00	5,000.00	2,247.18	0.00	2,752.82
A 2020.400	MISC CONTRACTUAL		1,000.00	0.00	1,000.00	0.00	0.00	1,000.00
A 2020.400-2	MISC CONTRACTUAL-UNADILLA		1,300.00	0.00	1,300.00	176.80	0.00	1,123.20
A 2020.400-3	MISC CONTRACTUAL-HIGH SCHOOL		2,800.00	0.00	2,800.00	490.00	0.00	2,310.00
A 2020.400-4	MISC CONTRACTUAL - JUNIOR HIGH		1,000.00	0.00	1,000.00	480.00	0.00	520.00
A 2020.450-2	GENERAL SUPPLIES-UNADILLA		3,000.00	0.00	3,000.00	296.44	74.50	2,629.06
A 2020.450-3	GENERAL SUPPLIES-HIGH SCHOOL		3,500.00	0.00	3,500.00	0.00	199.00	3,301.00
A 2020.450-4	GENERAL SUPPLIES-JR HIGH		2,000.00	0.00	2,000.00	186.53	0.00	1,813.47
A 2020.490	BOCES SERVICES - DCMO		38,412.00	640.46	39,052.46	15,481.00	23,571.46	0.00
<b>2020</b>	<b>SUPERVISION-REGULAR SCHOOL</b>	*	<b>444,820.00</b>	<b>23,002.43</b>	<b>467,822.43</b>	<b>224,252.29</b>	<b>221,158.59</b>	<b>22,411.55</b>

UNATEGO CSD

Appropriation Status Detail Report By Function From 7/1/2018 To 12/31/2018



Account	Description	Budget	Adjustments	Adj. Budget	Expensed	Encumbered	Available
A 2060.490	RESEARCH, PLANNING, EVALUATION	1,826.00	0.00	1,826.00	716.32	1,074.50	35.18
<b>2060</b>	<b>RESEARCH, PLANNING &amp; EVALUAT *</b>	<b>1,826.00</b>	<b>0.00</b>	<b>1,826.00</b>	<b>716.32</b>	<b>1,074.50</b>	<b>35.18</b>
A 2070.400	MISCELLANEOUS CONTRACTUAL	5,000.00	0.00	5,000.00	2,099.00	2,000.00	901.00
A 2070.400-2	CONFERENCES-UNADILLA	1,000.00	0.00	1,000.00	0.00	0.00	1,000.00
A 2070.400-3	CONFERENCES-SR HIGH	1,000.00	0.00	1,000.00	0.00	0.00	1,000.00
A 2070.400-4	CONFERENCES - JUNIOR HIGH	1,000.00	0.00	1,000.00	0.00	0.00	1,000.00
<b>2070</b>	<b>INSERVICE TRAINING-INSTRUCTION *</b>	<b>8,000.00</b>	<b>0.00</b>	<b>8,000.00</b>	<b>2,099.00</b>	<b>2,000.00</b>	<b>3,901.00</b>
<b>20</b>	<b>**</b>	<b>454,646.00</b>	<b>23,002.43</b>	<b>477,648.43</b>	<b>227,067.61</b>	<b>224,233.09</b>	<b>26,347.73</b>
A 2110.120	CERTIFIED SALARIES: K-6	1,688,498.00	37,871.31	1,726,369.31	584,501.82	1,113,444.58	28,422.91
A 2110.121	CERTIFIED SALARIES: LTA'S - K-6	20,279.00	39,272.33	59,551.33	23,593.95	35,957.38	0.00
A 2110.130	CERTIFIED SALARIES: 7-12	2,146,905.00	-82,841.18	2,064,063.82	747,988.42	1,299,372.81	16,702.59
A 2110.132	CERTIFIED SALARIES: AIS/AE	5,000.00	0.00	5,000.00	0.00	5,000.00	0.00
A 2110.132-CS	CERTIFIED SALARIES: COMMUNITY SCHOOLS/AFTERSCHOOL	72,500.00	-3,215.81	69,284.19	7,332.56	13,971.27	47,980.36
A 2110.140	SUBSTITUTES-TEACHERS	150,000.00	0.00	150,000.00	43,377.60	106,622.40	0.00
A 2110.160-CS	CLASSIFIED SALARIES: COMMUNITY SCHOOLS	0.00	2,015.81	2,015.81	2,015.81	0.00	0.00
A 2110.161	CLASSIFIED SALARIES: AIDES	132,600.00	14,451.97	147,051.97	58,670.37	88,381.60	0.00
A 2110.163	SUBSTITUTES-AIDES	40,000.00	-6,377.00	33,623.00	13,633.69	0.00	19,989.31
A 2110.400	CONTRACTUAL EXPENSE	0.00	0.00	0.00	-1,280.00	300.00	980.00
A 2110.400-2	CONTRACTUAL EXPENSE-UNADILLA	3,000.00	0.00	3,000.00	109.98	0.00	2,890.02
A 2110.400-3	CONTRACTUAL EXPENSE-HIGH SCHOOL	8,000.00	0.00	8,000.00	3,775.94	1,485.67	2,738.39
A 2110.400-4	CONTRACTUAL EXPENSE-JUNIOR HIGH	5,000.00	0.00	5,000.00	200.00	1,800.00	3,000.00
A 2110.400-BA-S	BASSETT WELLNESS GRANT/CONTRACTUAL EXPENSE	0.00	0.00	0.00	0.00	0.00	0.00
A 2110.400-CS	COMMUNITY SCHOOLS/CONTRACTUAL EXPENSE	0.00	200.00	200.00	200.00	0.00	0.00
A 2110.450-1	MATERIALS/SUPPLIES-OTEGO	0.00	0.00	0.00	0.00	0.00	0.00
A 2110.450-2	MATERIALS/SUPPLIES-UNADILLA	30,000.00	-15,677.84	14,322.16	9,646.36	69.97	4,605.83
A 2110.450-3	MATERIALS/SUPPLIES-HIGH SCHOOL	32,000.00	-13.33	31,986.67	21,837.05	3,977.56	6,172.06
A 2110.450-4	MATERIALS/SUPPLIES/JR HIGH	20,000.00	0.00	20,000.00	7,956.33	3,361.34	8,682.33
A 2110.450-CS	COMMUNITY SCHOOLS/SUPPLIES	0.00	1,000.00	1,000.00	213.10	786.90	0.00
A 2110.471	TUITION PAYMENTS	10,000.00	0.00	10,000.00	0.00	6,300.00	3,700.00
A 2110.472	TUITION PAYMENTS	3,000.00	0.00	3,000.00	0.00	2,000.00	1,000.00
A 2110.480-0	HDCVR-TXTBKS PBKS	68,000.00	-2,701.61	65,298.39	4,025.83	0.00	61,272.56



UNATEGO CSD

Appropriation Status Detail Report By Function From 7/1/2018 To 12/31/2018



Account	Description	Budget	Adjustments	Adj. Budget	Expensed	Encumbered	Available
A 2110.480-3	HDCVR-TXTBKS PBKS/HIGH SCHOOL	0.00	200.00	200.00	126.40	0.00	73.60
A 2110.480-4	HDCVR-TXTBKS PBKS/JUNIOR HIGH	0.00	2,501.61	2,501.61	937.25	478.59	1,085.77
A 2110.490	BOCES - DCMO	306,914.00	-103,848.44	203,065.56	100,740.69	98,194.44	4,130.43
<b>2110</b>	<b>TEACHING-REGULAR SCHOOL</b>	<b>4,741,696.00</b>	<b>-117,162.18</b>	<b>4,624,533.82</b>	<b>1,629,603.15</b>	<b>2,781,504.51</b>	<b>213,426.16</b>
<b>21</b>		<b>4,741,696.00</b>	<b>-117,162.18</b>	<b>4,624,533.82</b>	<b>1,629,603.15</b>	<b>2,781,504.51</b>	<b>213,426.16</b>
A 2250.150	CERTIFIED SALARIES	795,129.00	-138,467.31	656,661.69	228,501.17	363,196.43	64,964.09
A 2250.151	CERTIFIED SALARIES - LTA's	125,720.00	0.00	125,720.00	43,718.45	63,800.07	18,201.48
A 2250.160	CLASSIFIED SALARIES	97,790.00	137,055.61	234,845.61	91,604.12	80,486.29	62,755.20
A 2250.400	CONTRACTUAL EXPENSES	22,300.00	67,164.79	89,464.79	4,288.35	85,265.00	-88.56
A 2250.450	GENERAL SUPPLIES	8,500.00	-568.75	7,931.25	4,849.06	461.49	2,620.70
A 2250.471	TUITION PAYMENTS	217,000.00	3,134.00	220,134.00	52,584.13	167,549.87	0.00
A 2250.472	TUITION PAYMENTS	305,000.00	33,549.65	338,549.65	62,196.95	276,352.70	0.00
A 2250.490	BOCES - DCMO	1,656,863.40	0.00	1,656,863.40	571,249.68	1,010,721.15	74,892.57
<b>2250</b>	<b>PROGRAMS-STUDENTS W/ DISABIL</b>	<b>3,228,302.40</b>	<b>101,867.99</b>	<b>3,330,170.39</b>	<b>1,058,991.91</b>	<b>2,047,833.00</b>	<b>223,345.48</b>
A 2280.490	BOCES SERVICES - DCMO	681,607.00	0.00	681,607.00	272,527.53	408,791.29	288.18
<b>2280</b>	<b>OCCUPATIONAL EDUCATION</b>	<b>681,607.00</b>	<b>0.00</b>	<b>681,607.00</b>	<b>272,527.53</b>	<b>408,791.29</b>	<b>288.18</b>
<b>22</b>		<b>3,909,909.40</b>	<b>101,867.99</b>	<b>4,011,777.39</b>	<b>1,331,519.44</b>	<b>2,456,624.29</b>	<b>223,633.66</b>
A 2330.490	BOCES SERVICES	29,149.00	0.00	29,149.00	5,009.25	17,095.51	7,044.24
<b>2330</b>	<b>TEACHING-SPECIAL SCHOOLS</b>	<b>29,149.00</b>	<b>0.00</b>	<b>29,149.00</b>	<b>5,009.25</b>	<b>17,095.51</b>	<b>7,044.24</b>
<b>23</b>		<b>29,149.00</b>	<b>0.00</b>	<b>29,149.00</b>	<b>5,009.25</b>	<b>17,095.51</b>	<b>7,044.24</b>
A 2610.150	CERTIFIED SALARIES	68,386.00	0.00	68,386.00	22,795.30	44,249.70	1,341.00
A 2610.400-1	CONTRACTUAL EXPENSE-ELEMENTARY	1,000.00	0.00	1,000.00	0.00	0.00	1,000.00
A 2610.400-2	CONTRACTUAL EXPENSE-SECONDARY	1,000.00	0.00	1,000.00	0.00	0.00	1,000.00
A 2610.450-1	MATERIALS & SUPPLIES-ELEMENTARY	8,000.00	0.00	8,000.00	7,886.26	91.87	21.87
A 2610.450-2	MATERIALS & SUPPLIES-SECONDARY	8,000.00	2,731.00	10,731.00	6,807.80	0.00	3,923.20
A 2610.460-1	LIBRARY AV LOAN-ELEMENTARY	3,100.00	0.00	3,100.00	139.80	0.00	2,960.20
A 2610.460-2	LIBRARY AV LOAN-SECONDARY	3,100.00	1,475.60	4,575.60	1,475.60	58.00	3,042.00
A 2610.490	BOCES SERVICES - DCMO	103,382.00	0.00	103,382.00	36,236.02	54,892.42	12,253.56
<b>2610</b>	<b>SCHOOL LIBRARY &amp; AUDIOVISUAL</b>	<b>195,968.00</b>	<b>4,206.60</b>	<b>200,174.60</b>	<b>75,340.78</b>	<b>99,291.99</b>	<b>25,541.83</b>
A 2630.151	CERTIFIED SALARIES - LTA's	54,938.00	0.00	54,938.00	20,056.98	32,341.13	2,539.89
A 2630.160	CLASSIFIED SALARIES	17,000.00	0.00	17,000.00	0.00	0.00	17,000.00
A 2630.200	EQUIPMENT	10,000.00	0.00	10,000.00	0.00	0.00	10,000.00
A 2630.220	STATE AIDED HARDWARE	19,000.00	0.00	19,000.00	10,096.24	0.00	8,903.76

UNATEGO CSD

Appropriation Status Detail Report By Function From 7/1/2018 To 12/31/2018



Account	Description	Budget	Adjustments	Adj. Budget	Expensed	Encumbered	Available
A 2630.400	MISCELLANEOUS CONTRACTUAL	7,000.00	0.00	7,000.00	0.00	0.00	7,000.00
A 2630.450	COMPUTER MATERIALS & SUPPLIES	15,000.00	0.00	15,000.00	608.40	5,659.32	8,732.28
A 2630.460	STATE AIDED SOFTWARE	16,000.00	0.00	16,000.00	5,517.00	297.00	10,186.00
A 2630.490	BOCES-COMPUTER ASSISTED INSTRUCTION	206,096.00	0.00	206,096.00	66,302.64	99,453.98	40,339.38
<b>2630</b>	<b>COMPUTER ASSISTED INSTRUCTION *</b>	<b>345,034.00</b>	<b>0.00</b>	<b>345,034.00</b>	<b>102,581.26</b>	<b>137,751.43</b>	<b>104,701.31</b>
<b>26</b>	<b>**</b>	<b>541,002.00</b>	<b>4,206.60</b>	<b>545,208.60</b>	<b>177,922.04</b>	<b>237,043.42</b>	<b>130,243.14</b>
A 2810.150	CERTIFIED SALARIES	274,498.00	-61,688.76	212,809.24	84,757.89	121,936.98	6,114.37
A 2810.160	CLASSIFIED SALARES	32,162.00	88.14	32,250.14	16,076.88	14,442.04	1,731.22
A 2810.400-3	CONTRACTUAL EXPENSE-HIGH SCHOOL	1,000.00	0.00	1,000.00	0.00	0.00	1,000.00
A 2810.450	MATERIAL/SUPPLIES	0.00	180.08	180.08	180.08	0.00	0.00
A 2810.450-2	MATERIALS & SUPPLIES-UNADILLA	800.00	-180.08	619.92	0.00	0.00	619.92
A 2810.450-3	MATERIALS & SUPPLIES-HIGH SCHOOL	800.00	0.00	800.00	229.95	0.00	570.05
<b>2810</b>	<b>GUIDANCE-REGULAR SCHOOL *</b>	<b>309,260.00</b>	<b>-61,600.62</b>	<b>247,659.38</b>	<b>101,244.80</b>	<b>136,379.02</b>	<b>10,035.56</b>
A 2815.160	CLASSIFIED SALARIES	70,699.00	101.29	70,800.29	29,224.78	40,382.15	1,193.36
A 2815.163	CLASSIFIED SALARIES: SUBSTITUTES	4,200.00	-101.29	4,098.71	448.00	0.00	3,650.71
A 2815.400	MISC CONTRACTUAL	3,000.00	0.00	3,000.00	340.00	0.00	2,660.00
A 2815.450-2	MATERIALS & SUPPLIES-UNADILLA	0.00	1,225.87	1,225.87	1,225.87	0.00	0.00
A 2815.450-3	MATERIALS & SUPPLIES-HIGH SCHOOL	0.00	188.16	188.16	13.33	0.00	174.83
<b>2815</b>	<b>HEALTH SERVICES-REGULAR SCHOOL *</b>	<b>77,899.00</b>	<b>1,414.03</b>	<b>79,313.03</b>	<b>31,251.98</b>	<b>40,382.15</b>	<b>7,678.90</b>
A 2820.150	CERTIFIED SALARIES	52,864.00	1,411.70	54,275.70	19,752.97	34,522.73	0.00
A 2820.400	MISCELLANEOUS CONTRACTUAL	0.00	219.09	219.09	219.09	0.00	0.00
A 2820.450	GENERAL SUPPLIES	0.00	174.83	174.83	151.63	23.20	0.00
<b>2820</b>	<b>PSYCHOLOGICAL SRVC-REG SCHOOL *</b>	<b>52,864.00</b>	<b>1,805.62</b>	<b>54,669.62</b>	<b>20,123.69</b>	<b>34,545.93</b>	<b>0.00</b>
A 2825.400	MISCELLANEOUS CONTRACTUAL	10,000.00	0.00	10,000.00	2,653.63	7,346.37	0.00
<b>2825</b>	<b>SOCIAL WORK SRVC-REG SCHOOL *</b>	<b>10,000.00</b>	<b>0.00</b>	<b>10,000.00</b>	<b>2,653.63</b>	<b>7,346.37</b>	<b>0.00</b>
A 2850.150	CERTIFIED SALARIES	53,000.00	0.00	53,000.00	16,122.40	36,877.60	0.00
A 2850.160	CLASSIFIED SALARIES	6,800.00	0.00	6,800.00	0.00	6,800.00	0.00
A 2850.400	MISCELLANEOUS CONTRACTUAL	1,700.00	0.00	1,700.00	0.00	0.00	1,700.00
A 2850.450	GENERAL SUPPLIES	500.00	0.00	500.00	54.93	0.00	445.07
<b>2850</b>	<b>CO-CURRICULAR ACTIV-REG SCHL *</b>	<b>62,000.00</b>	<b>0.00</b>	<b>62,000.00</b>	<b>16,177.33</b>	<b>43,677.60</b>	<b>2,145.07</b>
A 2855.150	CERTIFIED SALARIES	138,000.00	0.00	138,000.00	59,292.38	78,707.62	0.00
A 2855.160	CLASSIFIED SALARIES	17,471.00	1,599.40	19,070.40	9,413.81	8,321.19	1,335.40
A 2855.200	EQUIPMENT	1,500.00	0.00	1,500.00	0.00	0.00	1,500.00

UNATEGO CSD

Appropriation Status Detail Report By Function From 7/1/2018 To 12/31/2018



Account	Description	Budget	Adjustments	Adj. Budget	Expensed	Encumbered	Available
A 2855.400	MISCELLANEOUS CONTRACTUAL	2,000.00	0.00	2,000.00	1,100.00	0.00	900.00
A 2855.425	RECONDITIONING UNIFORMS	5,800.00	0.00	5,800.00	0.00	0.00	5,800.00
A 2855.447	ORGANIZATIONAL MEMBERSHIPS	4,500.00	0.00	4,500.00	2,935.08	0.00	1,564.92
A 2855.448	PHYSICALS	7,500.00	0.00	7,500.00	2,119.74	5,330.26	50.00
A 2855.449	OFFICIALS	34,000.00	0.00	34,000.00	8,802.35	21,197.65	4,000.00
A 2855.450	GENERAL SUPPLIES	20,000.00	-228.00	19,772.00	16,251.23	764.90	2,755.87
A 2855.476	TRAVEL/CONFERENCE	2,000.00	0.00	2,000.00	159.00	0.00	1,841.00
A 2855.479	PARTICIPATION FEES	3,800.00	0.00	3,800.00	2,260.00	400.31	1,139.69
A 2855.490	BOCES	2,651.00	228.00	2,879.00	1,151.60	1,727.40	0.00
<b>2855</b>	<b>INTERSCHOL ATHLETICS-REG SCHL</b>	<b>239,222.00</b>	<b>1,599.40</b>	<b>240,821.40</b>	<b>103,485.19</b>	<b>116,449.33</b>	<b>20,886.88</b>
<b>28</b>		<b>751,245.00</b>	<b>-56,781.57</b>	<b>694,463.43</b>	<b>274,936.62</b>	<b>378,780.40</b>	<b>40,746.41</b>
<b>2</b>		<b>10,427,647.40</b>	<b>-44,866.73</b>	<b>10,382,780.67</b>	<b>3,646,058.11</b>	<b>6,095,281.22</b>	<b>641,441.34</b>
A 5510.160	NONINSTRUCTIONAL SALARIES	130,000.00	-6,016.62	123,983.38	63,158.46	42,249.07	18,575.85
A 5510.161	WAGES	309,000.00	0.00	309,000.00	139,655.23	150,409.95	18,934.82
A 5510.162	OVERTIME	20,000.00	0.00	20,000.00	3,437.27	6,324.41	10,238.32
A 5510.163	SUBSTITUTES	4,000.00	0.00	4,000.00	2,593.50	0.00	1,406.50
A 5510.166	ATHLETIC TRIPS	17,000.00	0.00	17,000.00	5,953.74	10,543.51	502.75
A 5510.167	FIELD TRIPS	8,000.00	0.00	8,000.00	989.99	4,578.53	2,431.48
A 5510.168	LATE RUN	3,600.00	0.00	3,600.00	0.00	0.00	3,600.00
A 5510.200	EQUIPMENT	28,000.00	0.00	28,000.00	0.00	495.15	27,504.85
A 5510.210	BUS	35,000.00	0.00	35,000.00	0.00	0.00	35,000.00
A 5510.400	MISCELLANEOUS CONTRACTUAL	232,815.00	9,097.62	241,912.62	133,272.62	108,640.00	0.00
A 5510.410	CONTRACTUAL/LEASED BUS EXPENSE	270,931.81	60,001.22	330,933.03	60,933.03	270,000.00	0.00
A 5510.448	PHYSICALS	3,500.00	0.00	3,500.00	80.00	3,420.00	0.00
A 5510.450	GENERAL SUPPLIES	11,150.00	0.00	11,150.00	1,460.97	5,961.19	3,727.84
A 5510.454	INSURANCE	17,000.00	0.00	17,000.00	16,564.00	0.00	436.00
A 5510.490	BOCES SERVICES - DCMO	2,767.00	440.00	3,207.00	1,245.00	1,962.00	0.00
A 5510.540	CLEANING SUPPLIES	1,400.00	0.00	1,400.00	210.00	400.00	790.00
A 5510.560	UNIFORMS	1,500.00	0.00	1,500.00	0.00	0.00	1,500.00
A 5510.570	PARTS	6,500.00	0.00	6,500.00	376.16	2,623.84	3,500.00
A 5510.570-1	DRIVER ED PARTS	0.00	220.80	220.80	220.80	0.00	0.00
A 5510.571	GAS AND FUEL	125,900.00	0.00	125,900.00	39,185.93	86,425.02	289.05
A 5510.571-1	GAS AND FUEL/DRIVER ED	0.00	0.00	0.00	-211.36	0.00	211.36

UNATEGO CSD

Appropriation Status Detail Report By Function From 7/1/2018 To 12/31/2018



Account	Description	Budget	Adjustments	Adj. Budget	Expensed	Encumbered	Available
A 5510.572	OIL AND LUBRICANTS	600.00	0.00	600.00	0.00	0.00	600.00
A 5510.573	TIRES	12,000.00	0.00	12,000.00	3,838.00	8,126.00	36.00
<b>5510</b>	<b>DISTRICT TRANSPORT-MEDICAID</b>	<b>1,240,663.81</b>	<b>63,743.02</b>	<b>1,304,406.83</b>	<b>472,963.34</b>	<b>702,158.67</b>	<b>129,284.82</b>
A 5530.400	MISCELLANEOUS CONTRACTUAL	20,000.00	0.00	20,000.00	1,100.00	10,782.13	8,117.87
A 5530.454	HEATING FUEL	20,000.00	0.00	20,000.00	6,079.39	12,420.61	1,500.00
A 5530.463	REFUSE REMOVAL	2,075.00	0.00	2,075.00	1,899.98	0.02	175.00
A 5530.473	WATER/GARAGE	400.00	0.00	400.00	90.00	210.00	100.00
A 5530.477	ELECTRICITY	3,800.00	0.00	3,800.00	1,638.70	2,161.30	0.00
A 5530.478	TELEPHONE	1,000.00	-660.80	339.20	0.00	0.00	339.20
<b>5530</b>	<b>GARAGE BUILDING</b>	<b>47,275.00</b>	<b>-660.80</b>	<b>46,614.20</b>	<b>10,808.07</b>	<b>25,574.06</b>	<b>10,232.07</b>
<b>55</b>		<b>1,287,938.81</b>	<b>63,082.22</b>	<b>1,351,021.03</b>	<b>483,771.41</b>	<b>727,732.73</b>	<b>139,516.89</b>
<b>5</b>		<b>1,287,938.81</b>	<b>63,082.22</b>	<b>1,351,021.03</b>	<b>483,771.41</b>	<b>727,732.73</b>	<b>139,516.89</b>
A 7140.161	NONINSTR SALARIES/AFTERSCHOOL PROG	62,000.00	0.00	62,000.00	24,505.11	22,787.92	14,706.97
A 7140.400	CONTRACTUAL/AFTERSCHOOL PROG	1,000.00	0.00	1,000.00	0.00	0.00	1,000.00
A 7140.450	GENERAL SUPPLIES/AFTERSCHOOL PROG	3,000.00	0.00	3,000.00	114.17	0.00	2,885.83
<b>7140</b>	<b>RECREATION</b>	<b>66,000.00</b>	<b>0.00</b>	<b>66,000.00</b>	<b>24,619.28</b>	<b>22,787.92</b>	<b>18,592.80</b>
<b>71</b>		<b>66,000.00</b>	<b>0.00</b>	<b>66,000.00</b>	<b>24,619.28</b>	<b>22,787.92</b>	<b>18,592.80</b>
<b>7</b>		<b>66,000.00</b>	<b>0.00</b>	<b>66,000.00</b>	<b>24,619.28</b>	<b>22,787.92</b>	<b>18,592.80</b>
A 9010.800	STATE RETIREMENT	250,000.00	0.00	250,000.00	229,983.50	0.00	20,016.50
<b>9010</b>	<b>STATE RETIREMENT</b>	<b>250,000.00</b>	<b>0.00</b>	<b>250,000.00</b>	<b>229,983.50</b>	<b>0.00</b>	<b>20,016.50</b>
A 9020.800	TEACHERS' RETIREMENT	698,691.28	0.00	698,691.28	660,060.89	0.00	38,630.39
<b>9020</b>	<b>TEACHERS' RETIREMENT</b>	<b>698,691.28</b>	<b>0.00</b>	<b>698,691.28</b>	<b>660,060.89</b>	<b>0.00</b>	<b>38,630.39</b>
A 9030.800	SOCIAL SECURITY	636,861.54	-42,000.00	594,861.54	223,712.16	333,553.40	37,595.98
<b>9030</b>	<b>SOCIAL SECURITY</b>	<b>636,861.54</b>	<b>-42,000.00</b>	<b>594,861.54</b>	<b>223,712.16</b>	<b>333,553.40</b>	<b>37,595.98</b>
A 9040.800	WORKERS' COMPENSATION	104,000.00	-2,555.00	101,445.00	87,561.92	0.00	13,883.08
<b>9040</b>	<b>WORKERS' COMPENSATION</b>	<b>104,000.00</b>	<b>-2,555.00</b>	<b>101,445.00</b>	<b>87,561.92</b>	<b>0.00</b>	<b>13,883.08</b>
A 9045.800	LIFE INSURANCE	6,000.00	0.00	6,000.00	936.00	0.00	5,064.00
<b>9045</b>	<b>LIFE INSURANCE</b>	<b>6,000.00</b>	<b>0.00</b>	<b>6,000.00</b>	<b>936.00</b>	<b>0.00</b>	<b>5,064.00</b>
A 9050.80	UNEMPLOYMENT INSURANCE	25,000.00	0.00	25,000.00	4,939.77	7,060.23	13,000.00
<b>9050</b>	<b>UNEMPLOYMENT INSURANCE</b>	<b>25,000.00</b>	<b>0.00</b>	<b>25,000.00</b>	<b>4,939.77</b>	<b>7,060.23</b>	<b>13,000.00</b>
A 9060.158-01	HEALTH INS/STIPEND	68,000.00	0.00	68,000.00	0.00	51,000.00	17,000.00
A 9060.801	HEALTH INSURANCE	3,162,393.00	-19,105.77	3,143,287.23	1,434,558.06	1,535,583.94	173,145.23
A 9060.801-BR-A	HEALTH INSURANCE HRA/FSA	20,000.00	0.00	20,000.00	2,445.30	2,054.70	15,500.00

**UNATEGO CSD**

**Appropriation Status Detail Report By Function From 7/1/2018 To 12/31/2018**



Account	Description	Budget	Adjustments	Adj. Budget	Expensed	Encumbered	Available
A 9060.801-HB	HEALTH INSURANCE BUYOUT	5,000.00	0.00	5,000.00	0.00	5,000.00	0.00
A 9060.803	DENTAL INSURANCE	70,000.00	0.00	70,000.00	52,509.17	5,662.83	11,828.00
9060	HOSPITAL, MEDICAL & DENTAL INS *	3,325,393.00	-19,105.77	3,306,287.23	1,489,512.53	1,599,301.47	217,473.23
A 9089.800	UNDISTRIBUTED EXPENDITURES	3,000.00	0.00	3,000.00	2,695.00	0.00	305.00
9089	OTHER *	3,000.00	0.00	3,000.00	2,695.00	0.00	305.00
90	**	5,048,945.82	-63,660.77	4,985,285.05	2,699,401.77	1,939,915.10	345,968.18
A 9711.600	SERIAL BONDS/SCHOOL CONST/PRINCIPAL	1,735,000.00	0.00	1,735,000.00	0.00	1,735,000.00	0.00
A 9711.700	SERIAL BONDS/SCHOOL CONST/INTEREST	530,900.00	0.00	530,900.00	265,450.00	265,450.00	0.00
9711	SERIAL BOND *	2,265,900.00	0.00	2,265,900.00	265,450.00	2,000,450.00	0.00
A 9722.600	STATUTORY BONDS - BUS PURCHASES/PRIN	40,000.00	0.00	40,000.00	0.00	40,000.00	0.00
A 9722.700	STATUTORY BOND - BUS PURCHASE/INT	1,800.00	0.00	1,800.00	900.00	900.00	0.00
9722	STATUTORY BOND *	41,800.00	0.00	41,800.00	900.00	40,900.00	0.00
97	**	2,307,700.00	0.00	2,307,700.00	266,350.00	2,041,350.00	0.00
A 9950.9	TRANSFER TO CAPITAL FUND	100,000.00	0.00	100,000.00	100,000.00	0.00	0.00
9950	TRANSFER TO CAPITAL *	100,000.00	0.00	100,000.00	100,000.00	0.00	0.00
99	**	100,000.00	0.00	100,000.00	100,000.00	0.00	0.00
9	***	7,456,645.82	-63,660.77	7,392,985.05	3,065,751.77	3,981,265.10	345,968.18
<b>Fund ATotals:</b>		<b>22,354,972.00</b>	<b>10,504.60</b>	<b>22,365,476.60</b>	<b>8,474,551.64</b>	<b>12,472,886.54</b>	<b>1,418,038.42</b>
<b>Grand Totals:</b>		<b>22,354,972.00</b>	<b>10,504.60</b>	<b>22,365,476.60</b>	<b>8,474,551.64</b>	<b>12,472,886.54</b>	<b>1,418,038.42</b>

UNATEGO CSD

Revenue Status Report From 7/1/2018 To 12/31/2018



Account	Description	Budget	Adjustments	Revised Budget	Revenue Earned	Unearned Revenue
A 1001	REAL PROPERTY TAXES	7,338,909.37	0.00	7,338,909.37	5,437,547.05	1,901,362.32
A 1081	PAYMENT IN LIEU OF TAXES (PILOT)	2,800.00	0.00	2,800.00	2,868.15	-68.15
A 1085	SCHOOL TAX RELIEF REIMBURSEMENT	0.00	0.00	0.00	158,520.43	-158,520.43
A 1090	INTEREST ON PROPERTY TAXES	21,000.00	0.00	21,000.00	8,091.99	12,908.01
A 1120	NON-PROPERTY TAX DISTRIBUTION BY COUNTIES	0.00	0.00	0.00	1,457.13	-1,457.13
A 1310	DAY SCHOOL TUITION FOR INDIVIDUAL	0.00	0.00	0.00	3,800.00	-3,800.00
A 1335	OTHER STUDENT FEES & CHARGES	0.00	0.00	0.00	610.00	-610.00
A 1336	AFTER SCHOOL FEES	64,000.00	0.00	64,000.00	30,069.14	33,930.86
A 1410	ADMISSIONS	8,000.00	0.00	8,000.00	4,753.36	3,246.64
A 1410.DW	ADMISSIONS-DAN WICKHAM	0.00	0.00	0.00	2,750.00	-2,750.00
A 2401	INTEREST AND EARNINGS	150.00	0.00	150.00	208.22	-58.22
A 2401..1	INTEREST EARNEDITA & PAYROLL ACC'T	0.00	0.00	0.00	1.79	-1.79
A 2440	OTHER RENTAL	26,400.00	0.00	26,400.00	11,000.00	15,400.00
A 2650	SALE OF SCRAP & EXCESS MATERIALS	0.00	0.00	0.00	69.63	-69.63
A 2666	SALE OF TRANSPORTATION EQUIPMENT	0.00	0.00	0.00	25,860.00	-25,860.00
A 2701	REFUND OF BOCES AIDED SERVICES	150,000.00	0.00	150,000.00	227,848.58	-77,848.58
A 2705	GIFTS AND DONATIONS	0.00	0.00	0.00	4,561.00	-4,561.00
A 2770	OTHER UNCLASSIFIED REVENUES	0.00	0.00	0.00	18,234.45	-18,234.45
A 3101	BASIC FORMULA AID	12,616,326.74	0.00	12,616,326.74	1,952,819.20	10,663,507.54
A 3101..1	EXCESS COST AID	421,108.00	0.00	421,108.00	457,275.25	-36,167.25
A 3102	LOTTERY AID	0.00	0.00	0.00	1,021,378.28	-1,021,378.28
A 3102..B	VLT LOTTERY GRANT(VIDEO LOT TERMINAL)	0.00	0.00	0.00	273,286.09	-273,286.09
A 3103	BOCES AID	1,328,340.60	0.00	1,328,340.60	0.00	1,328,340.60
A 3260	TEXTBOOK AID	51,027.00	0.00	51,027.00	0.00	51,027.00
A 3262	COMPUTER SOFTWARE AID	12,793.00	0.00	12,793.00	0.00	12,793.00
A 3262.B	COMPUTER HARDWARE AID	15,107.00	0.00	15,107.00	0.00	15,107.00
A 3263	LIBRARY LOAN AID	5,338.00	0.00	5,338.00	0.00	5,338.00
A 3289	OTHER STATE AID	0.00	0.00	0.00	41,758.26	-41,758.26
A 4601	MEDICAID	30,000.00	0.00	30,000.00	37,313.39	-7,313.39
<b>A Totals:</b>		<b>22,091,299.71</b>	<b>0.00</b>	<b>22,091,299.71</b>	<b>9,722,081.39</b>	<b>12,369,218.32</b>
<b>Grand Totals:</b>		<b>22,091,299.71</b>	<b>0.00</b>	<b>22,091,299.71</b>	<b>9,722,081.39</b>	<b>12,369,218.32</b>

TREASURER'S REPORT TO  
 BOARD OF EDUCATION  
 UNATEGO CENTRAL SCHOOL

School Lunch Fund Checking

BALANCE ON HAND: December 1, 2018	\$ 20,486.91
VOIDED CHECKS	\$ -
RECEIPTS:	
INTEREST	0.21
GENERAL/FED-STATE BKFST-LUN-SNK/NOV 18	\$33,997.00
OTHER SALES/DEC 18	\$2,780.81
SALES TAX/DEC 18	\$57.96

TOTAL RECEIPTS \$ 36,816.78  
 RECEIPTS & BALANCE \$ 57,312.69

DISBURSEMENTS:

CHECKS	6635-8647	29,986.11
WIRES	1849	13,318.00

TOTAL DISBURSEMENTS \$ 43,304.11

BALANCE ON HAND: December 31, 2018 \$ 14,008.58

BANK BALANCE	\$13,996.36
PLUS: BANK ERROR	-
PLUS: IN TRANSIT DEPOSITS	-
LESS: OUTSTANDING CHECKS	13.23
LESS: OUTSTANDING WIRES	-
NET BALANCE IN BANK	<u>\$14,008.58</u>

January 21, 2019  
 DATE SUBMITTED

  
 DISTRICT TREASURER

UNATEGO CSD

Trial Balance Report From 7/1/2018 - 12/31/2018



Account	Description	Debits	Credits	Balance
C 200	CASH	223,356.91	209,348.33	14,008.58
C 4101	STATE AID RECEIVABLE	21,977.23	21,099.23	878.00
C 4102	FEDERAL AID RECEIVABLE	154,466.00	123,891.00	30,575.00
C 445	INVENTORY-SUPPLIES	955.82	0.00	955.82
C 446	INVENTORY-FOOD	7,724.30	0.00	7,724.30
C 446.1	INVENTORY-USDA	16,041.31	0.00	16,041.31
C 510	ESTIMATED REVENUES	523,500.00	0.00	523,500.00
C 521	ENCUMBRANCES	499,857.13	208,428.94	291,428.19
C 522	EXPENDITURES	216,288.00	0.00	216,288.00
C 601	ACCRUED LIABILITIES	0.00	2,061.54	2,061.54 CR
C 630GEN	DUE TO GENERAL FUND	0.00	39,519.00	39,519.00 CR
C 631	DUE TO OTHER GOVERNMENTS	304.19	362.15	57.96 CR
C 806	NOT IN SPENDABLE FORM	0.00	24,721.43	24,721.43 CR
C 821	RESERVE FOR ENCUMBRANCES	208,428.94	499,857.13	291,428.19 CR
C 915	ASSIGNED UNAPPROPRIATED FUND BAL	0.00	34,548.86	34,548.86 CR
C 960	APPROPRIATIONS	0.00	523,500.00	523,500.00 CR
C 980	REVENUES	134.35	185,696.57	185,562.22 CR
<b>C Fund Totals:</b>		<b>1,873,034.18</b>	<b>1,873,034.18</b>	<b>0.00</b>
<b>Grand Totals:</b>		<b>1,873,034.18</b>	<b>1,873,034.18</b>	<b>0.00</b>



**UNATEGO CSD**

**Appropriation Status Detail Report By Function From 7/1/2018 To 12/31/2018**



Account	Description	Budget	Adjustments	Adj. Budget	Expensed	Encumbered	Available
C 2860.161	NONINSTRUCTIONAL WAGES	100,000.00	0.00	100,000.00	44,439.60	70,656.14	-15,095.74
C 2860.161-SP	NONINSTRUCTIONAL WAGES/SUM PGM	5,000.00	0.00	5,000.00	5,632.50	0.00	-632.50
C 2860.163	SUBSTITUTES	18,000.00	0.00	18,000.00	7,456.80	12,154.76	-1,611.56
C 2860.200	EQUIPMENT	5,000.00	0.00	5,000.00	0.00	0.00	5,000.00
C 2860.400	CONTRACTUAL EXPENSE	3,000.00	0.00	3,000.00	1,364.54	2,287.84	-652.38
C 2860.410	FOOD PURCHASES	175,000.00	0.00	175,000.00	63,114.01	104,705.99	7,180.00
C 2860.410-SP	FOOD PURCHASES/SUM PGM	4,000.00	0.00	4,000.00	5,071.31	0.00	-1,071.31
C 2860.411	FOOD - COMMODITIES	25,000.00	0.00	25,000.00	7,452.10	0.00	17,547.90
C 2860.450	MATERIALS AND SUPPLIES	15,000.00	0.00	15,000.00	6,406.08	7,676.92	917.00
C 2860.450-SP	MATERIALS AND SUPPLIES/SUM PGM	500.00	0.00	500.00	297.63	0.00	202.37
C 2860.490	BOCES SERVICES	6,000.00	0.00	6,000.00	1,604.64	2,406.99	1,988.37
C 2860.490-1	BOCES SERVICES/MGMT	60,000.00	0.00	60,000.00	23,971.20	35,956.80	72.00
<b>2860</b>		<b>416,500.00</b>	<b>0.00</b>	<b>416,500.00</b>	<b>166,810.41</b>	<b>235,845.44</b>	<b>13,844.15</b>
<b>28</b>		<b>416,500.00</b>	<b>0.00</b>	<b>416,500.00</b>	<b>166,810.41</b>	<b>235,845.44</b>	<b>13,844.15</b>
<b>2</b>		<b>416,500.00</b>	<b>0.00</b>	<b>416,500.00</b>	<b>166,810.41</b>	<b>235,845.44</b>	<b>13,844.15</b>
C 9030.800	SOCIAL SECURITY	9,000.00	0.00	9,000.00	4,031.31	6,035.55	-1,066.86
<b>9030</b>	<b>SOCIAL SECURITY</b>	<b>9,000.00</b>	<b>0.00</b>	<b>9,000.00</b>	<b>4,031.31</b>	<b>6,035.55</b>	<b>-1,066.86</b>
C 9040.800	WORKERS' COMPENSATION	7,000.00	0.00	7,000.00	5,899.08	0.00	1,100.92
<b>9040</b>	<b>WORKERS' COMPENSATION</b>	<b>7,000.00</b>	<b>0.00</b>	<b>7,000.00</b>	<b>5,899.08</b>	<b>0.00</b>	<b>1,100.92</b>
C 9060.801	HEALTH INSURANCE	90,000.00	0.00	90,000.00	39,154.50	49,154.50	1,691.00
C 9060.802	DENTAL INSURANCE	1,000.00	0.00	1,000.00	392.70	392.70	214.60
<b>9060</b>	<b>HOSPITAL, MEDICAL &amp; DENTAL INS</b>	<b>91,000.00</b>	<b>0.00</b>	<b>91,000.00</b>	<b>39,547.20</b>	<b>49,547.20</b>	<b>1,905.60</b>
<b>90</b>		<b>107,000.00</b>	<b>0.00</b>	<b>107,000.00</b>	<b>49,477.59</b>	<b>55,582.75</b>	<b>1,939.66</b>
<b>9</b>		<b>107,000.00</b>	<b>0.00</b>	<b>107,000.00</b>	<b>49,477.59</b>	<b>55,582.75</b>	<b>1,939.66</b>
<b>Fund CTotals:</b>		<b>523,500.00</b>	<b>0.00</b>	<b>523,500.00</b>	<b>216,288.00</b>	<b>291,428.19</b>	<b>15,783.81</b>
<b>Grand Totals:</b>		<b>523,500.00</b>	<b>0.00</b>	<b>523,500.00</b>	<b>216,288.00</b>	<b>291,428.19</b>	<b>15,783.81</b>

**UNATEGO CSD**

Revenue Status Report From 7/1/2018 To 12/31/2018



Account	Description	Budget	Adjustments	Revised Budget	Revenue Earned	Unearned Revenue
<u>C 1440</u>	SALE OF TYPE A LUNCHES	65,000.00	0.00	65,000.00	-134.35	65,134.35
<u>C 1445</u>	OTHER FOOD SALES	35,000.00	0.00	35,000.00	17,865.04	17,134.96
<u>C 2401</u>	INTEREST AND EARNINGS	0.00	0.00	0.00	0.97	-0.97
<u>C 2701</u>	REFUND OF BOCES AIDED SERVICES	0.00	0.00	0.00	1,335.22	-1,335.22
<u>C 2770</u>	MISCELLANEOUS REVENUE	0.00	0.00	0.00	15.24	-15.24
<u>C 3190..1</u>	STATE BREAKFAST	3,500.00	0.00	3,500.00	1,511.00	1,989.00
<u>C 3190..11</u>	BOCES AID	43,000.00	0.00	43,000.00	0.00	43,000.00
<u>C 3190..2</u>	STATE LUNCH	7,500.00	0.00	7,500.00	2,581.00	4,919.00
<u>C 3190.SUM</u>	STATE BKFST/LUNCH SUMMER	500.00	0.00	500.00	470.00	30.00
<u>C 4190..1</u>	FEDERAL BREAKFAST	75,000.00	0.00	75,000.00	33,654.00	41,346.00
<u>C 4190..2</u>	FEDERAL LUNCH	250,000.00	0.00	250,000.00	106,004.00	143,996.00
<u>C 4190..2S.N</u>	FEDERAL SNACK	7,000.00	0.00	7,000.00	2,682.00	4,318.00
<u>C 4190..3</u>	SURPLUS FOOD - FEDERAL	25,000.00	0.00	25,000.00	7,452.10	17,547.90
<u>C 4190.SUM</u>	FEDERAL BRKFST/LUNCH SUMMER	12,000.00	0.00	12,000.00	12,126.00	-126.00
	<b>C Totals:</b>	<b>523,500.00</b>	<b>0.00</b>	<b>523,500.00</b>	<b>185,562.22</b>	<b>337,937.78</b>
	<b>Grand Totals:</b>	<b>523,500.00</b>	<b>0.00</b>	<b>523,500.00</b>	<b>185,562.22</b>	<b>337,937.78</b>

**Unatego Central School**

School Food Service Statement of Income & Expenditures  
2018-2019

	July/August	September	October	November	December	Totals
<b>Income</b>						
<i>Revenues</i>						
Sale of Type A Lunches		\$ (134)				\$ (134)
Other Food Sales	217	7,040	4,297	3,551	2,761	17,866
Interest & Earnings						-
State Reimbursement-Breakfast		357	464	364	326	1,511
State Reimbursement-Lunch		629	806	594	552	2,581
BOCES Aid						-
Federal Reimbursements-Breakfast		7,948	10,330	8,112	7,264	33,654
Federal Reimbursements-Lunch		25,826	33,103	24,397	22,678	106,004
Federal Surplus Food		1,670	2,032	3,750		7,452
Federal Snack Program		693	826	530	633	2,682
Summer Food Service Program	12,596					12,596
Refund of Prior Year Expense				1,335		1,335
Miscellaneous Revenue		3			12	15
Interfund Transfers						-
<b>Total Revenues</b>	<b>12,813</b>	<b>44,032</b>	<b>51,858</b>	<b>42,633</b>	<b>34,226</b>	<b>185,562</b>
<i>Cost of Food Sold</i>						
Beginning Inventory	24,721	24,721	24,721	24,721	24,721	24,721
Food Purchased	5,071	26,279	22,319	14,516	20,838	89,023
Federal Surplus Food Received		1,670	2,032	3,750		7,452
<b>Subtotal</b>	<b>29,792</b>	<b>52,670</b>	<b>49,072</b>	<b>42,987</b>	<b>45,559</b>	<b>121,196</b>
Less:						
Ending Inventory	24,721	24,721	24,721	24,721	24,721	24,721
<b>Cost of Food Sold</b>	<b>5,071</b>	<b>27,949</b>	<b>24,351</b>	<b>18,266</b>	<b>20,838</b>	<b>96,475</b>
<b>Gross Income</b>	<b>7,742</b>	<b>16,083</b>	<b>27,507</b>	<b>24,367</b>	<b>13,388</b>	<b>89,087</b>
<b>Expenditures</b>						
<i>Personnel</i>						
Salaries	7,610	4,213	13,218	20,274	12,213	57,528
Employees Retirement						-
Social Security	654	251	1,347	908	872	4,032
Workers' Compensation	983	491	491	491	491	2,947
Unemployment Insurance						-
Health & Dental Insurance	13,182	6,591	6,591	6,591	6,591	39,546
<b>Total Personnel</b>	<b>22,429</b>	<b>11,546</b>	<b>21,647</b>	<b>28,264</b>	<b>20,167</b>	<b>104,053</b>
<i>Operations</i>						
Equipment						-
Contractual Expenses		984	230	150		1,364
Materials & Supplies	298	2,081	1,990	2,335	1,234	7,938
BOCES Services		6,394	6,394	6,394	6,394	25,576
<b>Total Operations</b>	<b>298</b>	<b>9,459</b>	<b>8,614</b>	<b>8,879</b>	<b>7,628</b>	<b>34,878</b>
<b>Total Expenditures</b>	<b>22,727</b>	<b>21,005</b>	<b>30,261</b>	<b>37,143</b>	<b>27,795</b>	<b>138,931</b>
<b>Net Income</b>	<b>\$ (14,985)</b>	<b>\$ (4,922)</b>	<b>\$ (2,754)</b>	<b>\$ (12,776)</b>	<b>\$ (14,407)</b>	<b>\$ (49,844)</b>

**Unatego Central School**

School Food Service Statement of Income & Expenditures  
2018-2019

	July/Dec.	January	February	March	April	Totals
<b>Income</b>						
<i>Revenues</i>						
Sale of Type A Lunches	\$ (134)					\$ (134)
Other Food Sales	\$ 17,866					17,866
Interest & Earnings	\$ -					-
State Reimbursement-Breakfast	\$ 1,511					1,511
State Reimbursement-Lunch	\$ 2,581					2,581
BOCES Aid	\$ -					-
Federal Reimbursements-Breakfast	\$ 33,654					33,654
Federal Reimbursements-Lunch	\$ 106,004					106,004
Federal Surplus Food	\$ 7,452					7,452
Federal Snack Program	\$ 2,682					2,682
Summer Food Service Program	\$ 12,596					12,596
Refund of Prior Year Expense	\$ 1,335					1,335
Miscellaneous Revenue	\$ 15					15
Interfund Transfers	\$ -					-
<b>Total Revenues</b>	<b>185,562</b>	<b>-</b>	<b>-</b>	<b>-</b>	<b>-</b>	<b>185,562</b>
<i>Cost of Food Sold</i>						
Beginning Inventory	24,721					24,721
Food Purchased	89,023					89,023
Federal Surplus Food Received	7,452					7,452
<b>Subtotal</b>	<b>121,196</b>	<b>-</b>	<b>-</b>	<b>-</b>	<b>-</b>	<b>121,196</b>
<i>Less:</i>						
Ending Inventory	24,721					24,721
<b>Cost of Food Sold</b>	<b>96,475</b>	<b>-</b>	<b>-</b>	<b>-</b>	<b>-</b>	<b>96,475</b>
<b>Gross Income</b>	<b>89,087</b>	<b>-</b>	<b>-</b>	<b>-</b>	<b>-</b>	<b>89,087</b>
<b>Expenditures</b>						
<i>Personnel</i>						
Salaries	57,528					57,528
Employees Retirement	-					-
Social Security	4,032					4,032
Workers' Compensation	2,947					2,947
Unemployment Insurance	-					-
Health & Dental Insurance	39,546					39,546
<b>Total Personnel</b>	<b>104,053</b>	<b>-</b>	<b>-</b>	<b>-</b>	<b>-</b>	<b>104,053</b>
<i>Operations</i>						
Equipment	-					-
Contractual Expenses	1,364					1,364
Materials & Supplies	7,938					7,938
BOCES Services	25,576					25,576
<b>Total Operations</b>	<b>34,878</b>	<b>-</b>	<b>-</b>	<b>-</b>	<b>-</b>	<b>34,878</b>
<b>Total Expenditures</b>	<b>138,931</b>	<b>-</b>	<b>-</b>	<b>-</b>	<b>-</b>	<b>138,931</b>
<b>Net Income</b>	<b>\$ (49,844)</b>	<b>\$ -</b>	<b>\$ -</b>	<b>\$ -</b>	<b>\$ -</b>	<b>\$ (49,844)</b>

**Unatego Central School**  
**School Food Service Statement of Income & Expenditures**  
**2018-2019**

	July/April	May	June	Closing Journal Entry Adj.	Totals
<b>Income</b>					
<i>Revenues</i>					
Sale of Type A Lunches	\$ (134)				\$ (134)
Other Food Sales	17,866				17,866
Interest & Earnings	-				-
State Reimbursement-Breakfast	1,511				1,511
State Reimbursement-Lunch	2,581				2,581
BOCES Aid	-				-
Federal Reimbursements-Breakfast	33,654				33,654
Federal Reimbursements-Lunch	106,004				106,004
Federal Surplus Food	7,452				7,452
Federal Snack Program	2,682				2,682
Summer Food Service Program	12,596				12,596
Refund of Prior Year Expense	1,335				1,335
Miscellaneous Revenue	15				15
Interfund Transfers	-				-
Total Revenues	185,562	-	-	-	185,562
<i>Cost of Food Sold</i>					
Beginning Inventory	24,721				23,839
Food Purchased	89,023				89,023
Federal Surplus Food Received	7,452				7,452
Subtotal	121,196	-	-	-	120,314
<i>Less:</i>					
Ending Inventory	23,839				23,839
Cost of Food Sold	96,475				96,475
<b>Gross Income</b>	<b>89,087</b>	-	-	-	<b>89,087</b>
<b>Expenditures</b>					
<i>Personnel</i>					
Salaries	57,528				57,528
Employees Retirement	-				-
Social Security	4,032				4,032
Workers' Compensation	2,947				2,947
Unemployment Insurance	-				-
Health & Dental Insurance	39,546				39,546
Total Personnel	104,053	-	-	-	104,053
<i>Operations</i>					
Equipment	-				-
Contractual Expenses	1,364				1,364
Materials & Supplies	7,938				7,938
BOCES Services	25,576				25,576
Total Operations	34,878	-	-	-	34,878
<b>Total Expenditures</b>	<b>138,931</b>	-	-	-	<b>138,931</b>
<b>Net Income</b>	<b>\$ (49,844)</b>	<b>\$ -</b>	<b>\$ -</b>	<b>\$ -</b>	<b>\$ (49,844)</b>

School Food Service Statement of Income & Expenditures

2018-2019

Year to Date Comparison

	2017-2018	2018-2019	\$ Change	% Change
<b>Income</b>				
<i>Revenues</i>				
Sale of Type A Lunches	\$ 131,401	\$ (134)	\$ (131,535)	\$ (1)
Other Food Sales	29,333	17,866	(11,467)	(0)
Interest & Earnings	3	-	(3)	(1)
State Reimbursement-Breakfast	3,218	1,511	(1,707)	(1)
State Reimbursement-Lunch	6,932	2,581	(4,351)	(1)
BOCES Aid	38,701	-	(38,701)	(1)
Federal Reimbursements-Breakfast	67,037	33,654	(33,383)	(0)
Federal Reimbursements-Lunch	202,565	106,004	(96,561)	(0)
Federal Surplus Food	28,681	7,452	(21,229)	(1)
Federal Snack Program	6,437	2,682	(3,755)	(1)
Summer Food Service Program	12,570	12,596	26	0
Refund of Prior Year Expense	748	1,335	587	1
Miscellaneous Revenue	60	15	(45)	(1)
Interfund Transfers	-	-	-	-
<b>Total Revenues</b>	<b>527,686</b>	<b>185,562</b>	<b>(342,124)</b>	<b>\$ (1)</b>
<i>Cost of Food Sold</i>				
Beginning Inventory	20,402	24,721	4,319	0
Food Purchased	163,562	89,023	(74,539)	(0)
Federal Surplus Food Received	28,681	7,452	(21,229)	(1)
<b>Subtotal</b>	<b>212,645</b>	<b>121,196</b>	<b>(91,449)</b>	<b>\$ (0)</b>
<i>Less:</i>				
Ending Inventory	24,721	24,721	-	-
<b>Cost of Food Sold</b>	<b>192,243</b>	<b>96,475</b>	<b>(91,449)</b>	<b>\$ (0)</b>
<b>Gross Income</b>	<b>335,443</b>	<b>89,087</b>	<b>(250,675)</b>	<b>\$ (1)</b>
<b>Expenditures</b>				
<i>Personnel</i>				
Salaries	119,234	57,528	(61,706)	(1)
Employees Retirement	-	-	-	-
Social Security	8,319	4,032	(4,287)	(1)
Workers' Compensation	6,350	2,947	(3,403)	(1)
Unemployment Insurance	-	-	-	-
Health & Dental Insurance	79,094	39,546	(39,548)	(1)
<b>Total Personnel</b>	<b>212,997</b>	<b>104,053</b>	<b>(108,944)</b>	<b>\$ (1)</b>
<i>Operations</i>				
Equipment	-	-	-	-
Contractual Expenses	4,735	1,364	(3,371)	(1)
Materials & Supplies	14,386	7,938	(6,448)	(0)
BOCES Services	66,894	25,576	(41,318)	(1)
<b>Total Operations</b>	<b>86,015</b>	<b>34,878</b>	<b>(51,137)</b>	<b>\$ (1)</b>
<b>Total Expenditures</b>	<b>299,012</b>	<b>138,931</b>	<b>(160,081)</b>	<b>\$ (1)</b>
<b>Net Income</b>	<b>\$ 36,431</b>	<b>\$ (49,844)</b>	<b>\$ (90,594)</b>	<b>\$ (2)</b>

TREASURER'S REPORT TO  
BOARD OF EDUCATION  
UNATEGO CENTRAL SCHOOL

Special Aid Fund Checking

BALANCE ON HAND: December 1, 2018	\$	78,948.31
VOIDED CHECKS	\$	-
RECEIPTS:		
INTEREST		0.57
GENERAL/NYS FEDERAL GRANTS 2119/3219/3319/4719		71,497.00

TOTAL RECEIPTS	\$	71,497.57
RECEIPTS & BALANCE	\$	<u>150,445.88</u>

DISBURSEMENTS:

CHECKS	0.00
WIRES	38,829.24
TOTAL DISBURSEMENTS	\$ <u>38,829.24</u>

BALANCE ON HAND: December 31, 2018	\$	<u><u>111,616.64</u></u>
------------------------------------	----	--------------------------

BANK BALANCE	\$111,616.64
PLUS: BANK ERROR	-
PLUS: IN TRANSIT DEPOSITS	-
LESS: OUTSTANDING CHECKS	-
LESS: OUTSTANDING WIRES	-
NET BALANCE IN BANK	<u><u>\$111,616.64</u></u>

January 21, 2019  
DATE SUBMITTED

  
DISTRICT TREASURER



Account	Description	Debits	Credits	Balance
F 200	CASH - CHECKING	302,579.88	190,963.24	111,616.64
F 4102	FEDERAL AID RECEIVABLE	92,105.24	76,725.34	15,379.90
F 510	ESTIMATED REVENUES	510,596.40	0.00	510,596.40
F 521	ENCUMBRANCES	500,424.06	160,371.90	340,052.16
F 522	EXPENDITURES	190,963.24	0.00	190,963.24
F 630GEN	DUE TO GENERAL FUND	0.00	147,713.15	147,713.15 CR
F 821	RESERVE FOR ENCUMBRANCES	160,371.90	500,424.06	340,052.16 CR
F 960	APPROPRIATIONS	0.00	510,596.40	510,596.40 CR
F 980	REVENUES	0.00	170,246.63	170,246.63 CR
<b>F Fund Totals:</b>		<b>1,757,040.72</b>	<b>1,757,040.72</b>	<b>0.00</b>
<b>Grand Totals:</b>		<b>1,757,040.72</b>	<b>1,757,040.72</b>	<b>0.00</b>



**UNATEGO CSD**

**Appropriation Status Detail Report By Function From 7/1/2018 To 12/31/2018**



Account	Description	Budget	Adjustments	Adj. Budget	Expensed	Encumbered	Available
<u>F 0419.150-57</u>	TITLE IV SSAE/PROF SALARIES 18-19	12,782.00	0.00	12,782.00	0.00	0.00	12,782.00
0419	TITLE IV SSAE 2018-2019 *	12,782.00	0.00	12,782.00	0.00	0.00	12,782.00
04	**	12,782.00	0.00	12,782.00	0.00	0.00	12,782.00
0	***	12,782.00	0.00	12,782.00	0.00	0.00	12,782.00
<u>F 2119.150-57</u>	TITLE I - A&D IMPROV/PROF SALARY 18-19	168,970.00	0.00	168,970.00	57,437.98	111,532.02	0.00
2119	TITLE I - A&D IMPROVEMENT 2018-2019 *	168,970.00	0.00	168,970.00	57,437.98	111,532.02	0.00
21	**	168,970.00	0.00	168,970.00	57,437.98	111,532.02	0.00
<u>F 2250.490-57-1819</u>	BOCES SUMMER SCHOOL 18-19	0.00	0.00	0.00	0.00	30,536.00	-30,536.00
2250	PROGRAMS-STUDENTS W/ DISABIL *	0.00	0.00	0.00	0.00	30,536.00	-30,536.00
<u>F 2253.472-57-1819</u>	SUMMER/TUITION/RESIDENTIAL 18-19	0.00	24,878.40	24,878.40	24,878.40	0.00	0.00
2253	TUITION/MAINTENANCE *	0.00	24,878.40	24,878.40	24,878.40	0.00	0.00
22	**	0.00	24,878.40	24,878.40	24,878.40	30,536.00	-30,536.00
2	***	168,970.00	24,878.40	193,848.40	82,316.38	142,068.02	-30,536.00
<u>F 3219.150-57</u>	IDEA-PT B/SEC 611/PROF SALARY 18-19	255,875.00	0.00	255,875.00	91,847.60	164,839.40	-812.00
<u>F 3219.400-57</u>	IDEA-PT B/SEC 611/PUR SERVICES 18-19	8,047.00	0.00	8,047.00	0.00	9,900.00	-1,853.00
3219	IDEA-PART B, SECTION 611 2018-2019 *	263,922.00	0.00	263,922.00	91,847.60	174,739.40	-2,665.00
32	**	263,922.00	0.00	263,922.00	91,847.60	174,739.40	-2,665.00
<u>F 3319.150-57</u>	IDEA-PT B/SEC 619/PROF SALARY 18-19	4,490.00	0.00	4,490.00	2,244.99	2,245.01	0.00
<u>F 3319.160-57</u>	IDEA-PT B/SEC 619/SUPPORT STAFF 18-19	1,663.00	0.00	1,663.00	831.60	831.40	0.00
3319	IDEA-PART B, SECTION 619 2018-2019 *	6,153.00	0.00	6,153.00	3,076.59	3,076.41	0.00
33	**	6,153.00	0.00	6,153.00	3,076.59	3,076.41	0.00
3	***	270,075.00	0.00	270,075.00	94,924.19	177,815.81	-2,665.00
<u>F 4719.150-57</u>	TITLE IIA-TEACH/PRINC/PROF SAL 18-19	33,891.00	0.00	33,891.00	13,722.67	20,168.33	0.00
4719	TITLE IIA, TEACHER & PRINCIPAL 2018-2019 *	33,891.00	0.00	33,891.00	13,722.67	20,168.33	0.00
47	**	33,891.00	0.00	33,891.00	13,722.67	20,168.33	0.00
4	***	33,891.00	0.00	33,891.00	13,722.67	20,168.33	0.00
<b>Fund FTotals:</b>		<b>485,718.00</b>	<b>24,878.40</b>	<b>510,596.40</b>	<b>190,963.24</b>	<b>340,052.16</b>	<b>-20,419.00</b>
<b>Grand Totals:</b>		<b>485,718.00</b>	<b>24,878.40</b>	<b>510,596.40</b>	<b>190,963.24</b>	<b>340,052.16</b>	<b>-20,419.00</b>

**UNATEGO CSD**

**Revenue Status Report From 7/1/2018 To 12/31/2018**



<b>Account</b>	<b>Description</b>	<b>Budget</b>	<b>Adjustments</b>	<b>Revised Budget</b>	<b>Revenue Earned</b>	<b>Unearned Revenue</b>
<u>F 3289.-17.18</u>	SUMMER HANDICAPPED 17-18	0.00	0.00	0.00	1,607.63	-1,607.63
<u>F 3289.-18.19</u>	SUMMER HANDICAPPED 18-19	0.00	24,878.40	24,878.40	0.00	24,878.40
<u>F 4126.-21.19</u>	TITLE I A&D IMPRV (BASIC) 18-19	168,970.00	0.00	168,970.00	57,438.00	111,532.00
<u>F 4256.-32.19</u>	PL94-142 IDEA/SEC 611 18-19	263,922.00	0.00	263,922.00	91,847.00	172,075.00
<u>F 4256.-33.19</u>	PL99-457 IDEA/SEC 619 18-19	6,153.00	0.00	6,153.00	3,076.00	3,077.00
<u>F 4289.-04.19</u>	TITLE IV SSAE 18-19	12,782.00	0.00	12,782.00	2,556.00	10,226.00
<u>F 4289.-47.19</u>	TITLE II (A) TEACH/PRINC 18-19	33,891.00	0.00	33,891.00	13,722.00	20,169.00
	<b>F Totals:</b>	<b>485,718.00</b>	<b>24,878.40</b>	<b>510,596.40</b>	<b>170,246.63</b>	<b>340,349.77</b>
	<b>Grand Totals:</b>	<b>485,718.00</b>	<b>24,878.40</b>	<b>510,596.40</b>	<b>170,246.63</b>	<b>340,349.77</b>

TREASURER'S REPORT TO  
BOARD OF EDUCATION  
UNATEGO CENTRAL SCHOOL

Capital Fund Checking

BALANCE ON HAND: December 1, 2018	\$	92,068.46
VOIDED CHECKS	\$	-
RECEIPTS:		
INTEREST		0.61

TOTAL RECEIPTS	\$	0.61
RECEIPTS & BALANCE	\$	<u>92,069.07</u>

DISBURSEMENTS:	EFT/Wire Trans.		\$	-
	Checks	1935-1937	\$	37,380.00

TOTAL DISBURSEMENTS	\$	<u>37,380.00</u>
---------------------	----	------------------

BALANCE ON HAND: December 31, 2018	\$	<u><u>54,689.07</u></u>
------------------------------------	----	-------------------------

---

BANK BALANCE	\$58,111.57
PLUS: BANK ERROR	-
PLUS: IN TRANSIT DEPOSITS	-
LESS: OUTSTANDING CHECKS	3,422.50
LESS: OUTSTANDING WIRES	-
NET BALANCE IN BANK	<u><u>\$54,689.07</u></u>

January 21, 2019  
DATE SUBMITTED

  
DISTRICT TREASURER

**UNATEGO CSD**

Trial Balance Report From 7/1/2018 - 12/31/2018



Account	Description	Debits	Credits	Balance
H 200	CASH	215,419.07	160,730.00	54,689.07
H 522	EXPENDITURES	160,730.00	0.00	160,730.00
H 630DEBT	DUE TO DEBT SERVICE	0.00	1,089.07	1,089.07 CR
H 630GEN	DUE TO GENERAL FUND	9,115.00	123,445.00	114,330.00 CR
H 980	REVENUES	0.00	100,000.00	100,000.00 CR
<b>H Fund Totals:</b>		<b>385,264.07</b>	<b>385,264.07</b>	<b>0.00</b>
<b>Grand Totals:</b>		<b>385,264.07</b>	<b>385,264.07</b>	<b>0.00</b>

**UNATEGO CSD**

**Appropriation Status Detail Report By Function From 7/1/2018 To 12/31/2018**



Account	Description	Budget	Adjustments	Adj. Budget	Expensed	Encumbered	Available
H 1518.245-6-1	DELTA/JR-SR RECON - 2018-2019 OUTLAY (ARCHITECT FEE)	0.00	0.00	0.00	9,115.00	0.00	-9,115.00
1518	*	0.00	0.00	0.00	9,115.00	0.00	-9,115.00
15	**	0.00	0.00	0.00	9,115.00	0.00	-9,115.00
1	***	0.00	0.00	0.00	9,115.00	0.00	-9,115.00
H 2018.240-6-2PRE	EDUCATIONAL SYSTEMS CONSULTING/CONTRACTUAL	0.00	0.00	0.00	14,800.00	0.00	-14,800.00
H 2018.245-6-1PRE	DELTA/2019 CAPITAL PRE-REFERENDUM (ARCHITECT FEE)	0.00	0.00	0.00	127,970.00	0.00	-127,970.00
H 2018.245-6-1SSB	DELTA/SMART SCHOOLS (ARCHITECT FEE)	0.00	0.00	0.00	8,845.00	0.00	-8,845.00
2018	*	0.00	0.00	0.00	151,615.00	0.00	-151,615.00
20	**	0.00	0.00	0.00	151,615.00	0.00	-151,615.00
2	***	0.00	0.00	0.00	151,615.00	0.00	-151,615.00
<b>Fund HTotals:</b>		<b>0.00</b>	<b>0.00</b>	<b>0.00</b>	<b>160,730.00</b>	<b>0.00</b>	<b>-160,730.00</b>
<b>Grand Totals:</b>		<b>0.00</b>	<b>0.00</b>	<b>0.00</b>	<b>160,730.00</b>	<b>0.00</b>	<b>-160,730.00</b>

**UNATEGO CSD**

Revenue Status Report From 7/1/2018 To 12/31/2018



Account	Description	Budget	Adjustments	Revised Budget	Revenue Earned	Unearned Revenue
<u>H 5031</u>	INTERFUND TRANSFERS/RESERVE	0.00	0.00	0.00	100,000.00	-100,000.00
<b>H Totals:</b>		<b>0.00</b>	<b>0.00</b>	<b>0.00</b>	<b>100,000.00</b>	<b>-100,000.00</b>
<b>Grand Totals:</b>		<b>0.00</b>	<b>0.00</b>	<b>0.00</b>	<b>100,000.00</b>	<b>-100,000.00</b>

TREASURER'S REPORT TO  
BOARD OF EDUCATION  
UNATEGO CENTRAL SCHOOL

Debt Service Reserve

BALANCE ON HAND: December 1, 2018	\$	-
RECEIPTS:		
DASNY / REV BOND EXCESS FUNDS		\$16,239.69
	TOTAL RECEIPTS \$	16,239.69
	RECEIPTS & BALANCE \$	<u>16,239.69</u>
DISBURSEMENTS:		
CHECKS: \$	-	
WIRES:	-	
	TOTAL DISBURSEMENTS \$	<u>-</u>
BALANCE ON HAND: December 31, 2018	\$	<u>16,239.69</u>
<hr/>		
BANK BALANCE	\$	16,239.69
LESS: OUTSTANDING CHECKS		
LESS: OUTSTANDING WIRE		
NET BALANCE IN BANK	\$	<u>16,239.69</u>

January 21, 2019  

---

DATE SUBMITTED

---

DISTRICT TREASURER

**UNATEGO CENTRAL SCHOOL  
GENERAL FUND EXPENDITURE REPORT**

Description	Acct. Code	Final	2018-2019	2018-2019												Total 18-19	Final
		2017-2018 Budget	2018-2019 Budget	JULY	AUG	SEPT	OCT	NOV	DEC	JAN	FEB	MARCH	APRIL	MAY	JUNE	Expenditures To Date	2017-2018 Expense
Board of Education	A1010	5,285	3,433	0	1,497	0	0	123	10							1,630	3,309
District Clerk	A1040	5,480	5,600	0	0	0	0	0	0							0	0
District Meeting	A1060	2,795	2,000	0	0	0	0	0	40							40	2,340
<b>Board of Education</b>	<b>A10</b>	<b>13,560</b>	<b>11,033</b>	<b>0</b>	<b>1,497</b>	<b>0</b>	<b>0</b>	<b>123</b>	<b>50</b>	<b>0</b>	<b>0</b>	<b>0</b>	<b>0</b>	<b>0</b>	<b>0</b>	<b>1,670</b>	<b>5,649</b>
Central Admin	A1240	182,625	184,360	13,560	13,326	13,325	13,712	21,417	13,326							88,666	181,618
<b>Central Admin</b>	<b>A12</b>	<b>182,625</b>	<b>184,360</b>	<b>13,560</b>	<b>13,326</b>	<b>13,325</b>	<b>13,712</b>	<b>21,417</b>	<b>13,326</b>	<b>0</b>	<b>0</b>	<b>0</b>	<b>0</b>	<b>0</b>	<b>0</b>	<b>88,666</b>	<b>181,618</b>
Business Admin	A1310	297,435	291,924	6,769	7,006	27,196	27,175	30,658	26,515							125,319	286,418
Auditing	A1320	35,950	25,000	0	0	0	12,100	0	0							12,100	35,950
Treasurer	A1325	2,012	41,106	0	913	3,654	3,654	5,481	3,654							17,356	0
Tax Collector	A1330	2,700	2,700	0	0	0	1,614	95	0							1,709	1,799
Purchasing	A1345	6,507	5,985	0	0	598	599	599	598							2,394	6,506
Fiscal Agent Fees	A1380	5,926	6,000	0	0	0	0	0	192							192	5,695
<b>Finance</b>	<b>A13</b>	<b>350,530</b>	<b>372,715</b>	<b>6,769</b>	<b>7,919</b>	<b>31,448</b>	<b>45,142</b>	<b>36,833</b>	<b>30,959</b>	<b>0</b>	<b>0</b>	<b>0</b>	<b>0</b>	<b>0</b>	<b>0</b>	<b>159,070</b>	<b>336,368</b>
Legal	A1420	15,767	15,867	0	905	760	1,828	760	789							4,842	11,206
Personnel	A1430	44,171	44,653	0	0	4,047	4,229	4,291	4,191							16,758	41,838
Records Retention	A1460	9,869	7,184	0	0	700	700	701	700							2,801	9,869
Public Info. & Serv.	A1480	22,831	25,770	0	0	2,289	2,288	2,288	2,289							9,154	22,470
<b>Staff</b>	<b>A14</b>	<b>92,638</b>	<b>93,474</b>	<b>0</b>	<b>905</b>	<b>7,796</b>	<b>8,845</b>	<b>8,040</b>	<b>7,969</b>	<b>0</b>	<b>0</b>	<b>0</b>	<b>0</b>	<b>0</b>	<b>0</b>	<b>33,555</b>	<b>85,383</b>
Operation of Plant	A1620	952,551	985,409	31,223	49,200	50,933	44,962	85,386	94,989							356,693	869,768
Maintenance of Plant	A1621	91,450	89,631	5,960	6,311	5,760	5,760	8,640	5,760							38,191	88,048
Disaster Salaries	A1622	0	0	0	0	0	0	0	0							0	0
Central Printing & Mailing	A1670	146,328	155,432	1,397	0	7,225	7,104	10,129	12,470							38,325	137,679
Central Data Processing	A1680	629,460	675,067	0	0	65,207	65,206	65,207	68,492							264,112	629,460
<b>Central Services</b>	<b>A16</b>	<b>1,819,789</b>	<b>1,905,539</b>	<b>38,580</b>	<b>55,511</b>	<b>129,125</b>	<b>123,032</b>	<b>169,362</b>	<b>181,711</b>	<b>0</b>	<b>0</b>	<b>0</b>	<b>0</b>	<b>0</b>	<b>0</b>	<b>697,321</b>	<b>1,724,955</b>
Insurance	A1910	80,040	76,048	54,951	0	9,397	0	0	0					0		64,348	75,237
Dues	A1920	11,083	12,000	750	0	0	0	7,130	0					0		7,880	9,546
Refunds	A1964	917	10,000	0	0	0	0	0	0					0		0	917
BOCES Admin. Charges	A1981	172,148	170,762	0	0	17,076	17,076	17,077	17,076					0		68,305	172,148
BOCES Capital Expense	A1983	343,721	336,759	0	0	33,384	33,383	33,384	33,384					0		133,535	343,721
<b>General Support</b>	<b>A19</b>	<b>607,909</b>	<b>605,569</b>	<b>55,701</b>	<b>0</b>	<b>59,857</b>	<b>50,459</b>	<b>57,591</b>	<b>50,460</b>	<b>0</b>	<b>0</b>	<b>0</b>	<b>0</b>	<b>0</b>	<b>0</b>	<b>274,068</b>	<b>601,569</b>




**UNATEGO CENTRAL SCHOOL  
GENERAL FUND EXPENDITURE REPORT**

Description	Acct. Code	Final	Final	2018-2019												Total 18-19	Final
		2017-2018 Budget	2018-2019 Budget	JULY	AUG	SEPT	OCT	NOV	DEC	JAN	FEB	MARCH	APRIL	MAY	JUNE	Expenditures To Date	2017-2018 Expense
Curriculum Dev. & Supervision	A2010	0	0	0	0	0	0	0	0						0	0	0
Supervision Regular Day	A2020	483,018	467,822	32,184	32,282	37,758	33,539	52,849	35,641							224,253	460,354
Research, Planning & Eval	A2060	1,739	1,826	0	0	179	179	179	179							716	1,739
Inservice Training-Inst	A2070	8,015	8,000	0	99	2,000	0	0	0							2,099	6,307
<b>Admin &amp; Improvement</b>	<b>A20</b>	<b>492,772</b>	<b>477,648</b>	<b>32,184</b>	<b>32,381</b>	<b>39,937</b>	<b>33,718</b>	<b>53,028</b>	<b>35,820</b>	<b>0</b>	<b>0</b>	<b>0</b>	<b>0</b>	<b>0</b>	<b>0</b>	<b>227,068</b>	<b>468,400</b>
Teaching Regular School	A2110	4,695,056	4,624,534	5,635	23,959	299,141	403,423	527,022	370,423							1,629,603	4,578,464
<b>Teaching Regular School</b>	<b>A21</b>	<b>4,695,056</b>	<b>4,624,534</b>	<b>5,635</b>	<b>23,959</b>	<b>299,141</b>	<b>403,423</b>	<b>527,022</b>	<b>370,423</b>	<b>0</b>	<b>0</b>	<b>0</b>	<b>0</b>	<b>0</b>	<b>0</b>	<b>1,629,603</b>	<b>4,578,464</b>
Progs. Handicapped Conditions	A2250	3,233,736	3,330,170	11,777	13,322	232,190	164,407	295,703	341,593							1,058,992	3,082,743
Occupational Education	A2280	668,433	681,607	0	0	68,132	68,132	68,132	68,131							272,527	668,433
<b>Sp Ed &amp; Oc Ed</b>	<b>A22</b>	<b>3,902,169</b>	<b>4,011,777</b>	<b>11,777</b>	<b>13,322</b>	<b>300,322</b>	<b>232,539</b>	<b>363,835</b>	<b>409,724</b>	<b>0</b>	<b>0</b>	<b>0</b>	<b>0</b>	<b>0</b>	<b>0</b>	<b>1,331,519</b>	<b>3,751,176</b>
Teaching-Special Schools	A2330	35,096	29,149	0	0	3,445	(2,005)	720	2,849							5,009	35,096
<b>Teaching-Special Schools</b>	<b>A23</b>	<b>35,096</b>	<b>29,149</b>	<b>0</b>	<b>0</b>	<b>3,445</b>	<b>(2,005)</b>	<b>720</b>	<b>2,849</b>	<b>0</b>	<b>0</b>	<b>0</b>	<b>0</b>	<b>0</b>	<b>0</b>	<b>5,009</b>	<b>35,096</b>
School Library & Audiovisual	A2610	191,738	200,175	0	4,340	20,269	18,975	17,194	14,563							75,341	180,366
Educational TV	A2620	0	0	0	0	0	0	0	0							0	0
Computer Assisted Instruction	A2630	344,252	345,034	2,094	128	27,142	21,378	28,099	23,740							102,581	285,128
<b>Library, AV &amp; Computers</b>	<b>A26</b>	<b>535,990</b>	<b>545,209</b>	<b>2,094</b>	<b>4,468</b>	<b>47,411</b>	<b>40,353</b>	<b>45,293</b>	<b>38,303</b>	<b>0</b>	<b>0</b>	<b>0</b>	<b>0</b>	<b>0</b>	<b>0</b>	<b>177,922</b>	<b>465,494</b>
Attendance-Regular School	A2805	0	0	0	0	0	0	0	0						0	0	0
Guidance Regular Day	A2810	302,753	247,659	6,604	12,902	20,081	18,307	26,349	17,002							101,245	299,615
Health Services	A2815	81,200	79,313	600	1,301	5,933	6,693	10,264	6,461							31,252	70,295
Psychological Services	A2820	68,064	54,670	0	100	3,156	4,207	7,683	4,978							20,124	57,450
Social Work Services	A2825	23,000	10,000	0	0	0	2,654	0	0							2,654	9,079
Pupil Services-Special Sch.	A2830	0	0	0	0	0	0	0	0							0	0
Cocurricular Activities	A2850	61,000	62,000	0	0	0	121	419	15,637							16,177	49,907
Interscholastic Athletics	A2855	233,764	240,821	1,318	3,332	18,498	23,450	36,461	20,426							103,485	209,770
<b>Pupil Services</b>	<b>A28</b>	<b>769,781</b>	<b>694,463</b>	<b>8,522</b>	<b>17,635</b>	<b>47,668</b>	<b>55,432</b>	<b>81,176</b>	<b>64,504</b>	<b>0</b>	<b>0</b>	<b>0</b>	<b>0</b>	<b>0</b>	<b>0</b>	<b>274,937</b>	<b>696,116</b>
State Emergency Mgmt	A3960	0	0	0	0	0	0	0	0	0	0	0	0	0	0	0	0
	<b>A39</b>	<b>0</b>	<b>0</b>	<b>0</b>	<b>0</b>	<b>0</b>	<b>0</b>	<b>0</b>	<b>0</b>	<b>0</b>	<b>0</b>	<b>0</b>	<b>0</b>	<b>0</b>	<b>0</b>	<b>0</b>	<b>0</b>
District-Trans. Ser.	A5510	1,277,702	1,304,407	115,801	62,302	22,762	72,394	128,286	71,419							472,964	1,151,240
Garage Building	A5530	29,420	46,614	0	1,060	744	614	3,078	5,312							10,808	23,810
Pupil Transportation	A5540	0	0	0	0	0	0	0	0						0	0	0
<b>Transportation</b>	<b>A55</b>	<b>1,307,122</b>	<b>1,351,021</b>	<b>115,801</b>	<b>63,362</b>	<b>23,506</b>	<b>73,008</b>	<b>131,364</b>	<b>76,731</b>	<b>0</b>	<b>0</b>	<b>0</b>	<b>0</b>	<b>0</b>	<b>0</b>	<b>483,772</b>	<b>1,175,050</b>
Unadilla Community Foundation	A690UCF	0	0	0	0	0	0	0	0	0	0	0	0	0	0	0	0
	<b>A690</b>	<b>0</b>	<b>0</b>	<b>0</b>	<b>0</b>	<b>0</b>	<b>0</b>	<b>0</b>	<b>0</b>	<b>0</b>	<b>0</b>	<b>0</b>	<b>0</b>	<b>0</b>	<b>0</b>	<b>0</b>	<b>0</b>
Community Recreation	A7140	64,000	66,000	3,012	8,188	2,080	3,697	4,671	2,971							24,619	47,150
<b>Community Recreation</b>	<b>A71</b>	<b>64,000</b>	<b>66,000</b>	<b>3,012</b>	<b>8,188</b>	<b>2,080</b>	<b>3,697</b>	<b>4,671</b>	<b>2,971</b>	<b>0</b>	<b>0</b>	<b>0</b>	<b>0</b>	<b>0</b>	<b>0</b>	<b>24,619</b>	<b>47,150</b>

**UNATEGO CENTRAL SCHOOL  
GENERAL FUND EXPENDITURE REPORT**

Description	Acct. Code	Final		2018-2019												Total 18-19 Expenditures To Date	Final 2017-2018 Expense
		2017-2018 Budget	2018-2019 Budget	JULY	AUG	SEPT	OCT	NOV	DEC	JAN	FEB	MARCH	APRIL	MAY	JUNE		
Census	A8070	0	0	0	0	0	0	0	0	0	0	0	0	0	0	0	0
<b>Census</b>	<b>A80</b>	<b>0</b>	<b>0</b>	<b>0</b>	<b>0</b>	<b>0</b>	<b>0</b>	<b>0</b>	<b>0</b>	<b>0</b>	<b>0</b>	<b>0</b>	<b>0</b>	<b>0</b>	<b>0</b>	<b>0</b>	<b>0</b>
NYS Employee Retirement	A9010	284,593	250,000	0	0	0	0	0	229,983								229,983
Teachers' Retirement	A9020	694,931	698,691	0	0	0	0	0	660,061								660,061
Social Security	A9030	608,060	594,862	10,593	26,024	20,436	72,175	46,720	47,764								223,712
Compensation Ins.	A9040	102,382	101,445	87,562	0	0	0	0	0								87,562
Life Ins.	A9045	6,000	6,000	0	0	936	0	0	0								936
Unemployment Insurance	A9050	25,000	25,000	0	0	0	4,940	0	0								4,940
Hospital Medical Dental	A9060	2,945,149	3,306,287	271,826	261,638	253,376	245,935	207,459	249,279								1,489,513
Other Benefits	A9089	2,700	3,000	2,695	0	0	0	0	0								2,695
<b>Fringe Benefits</b>	<b>A90</b>	<b>4,668,815</b>	<b>4,985,285</b>	<b>372,676</b>	<b>287,662</b>	<b>274,748</b>	<b>323,050</b>	<b>254,179</b>	<b>1,187,087</b>	<b>0</b>	<b>0</b>	<b>0</b>	<b>0</b>	<b>0</b>	<b>0</b>	<b>0</b>	<b>2,699,402</b>
Term Bond/Technology	A9700			0	0	0	0	0	0								0
Term Bond/Buses	A9702			0	0	0	0	0	0								0
Serial Bonds	A9711	2,567,100	2,265,900	0	0	0	0	0	265,450								265,450
Statutory Bonds	A9721			0	0	0	0	0	0								0
Statutory Bonds - Bus	A9722	37,588	41,800	0	0	0	0	0	900								900
BAN /School	A9731			0	0	0	0	0	0								0
BAN/Buses	A9732			0	0	0	0	0	0								0
Tax Anticipation Note	A9760			0	0	0	0	0	0								0
Revenue Anticipation	A9770			0	0	0	0	0	0								0
Installment Purchase	A9785			0	0	0	0	0	0								0
<b>Debt Service</b>	<b>A97</b>	<b>2,604,688</b>	<b>2,307,700</b>	<b>0</b>	<b>0</b>	<b>0</b>	<b>0</b>	<b>0</b>	<b>266,350</b>	<b>0</b>	<b>0</b>	<b>0</b>	<b>0</b>	<b>0</b>	<b>0</b>	<b>0</b>	<b>266,350</b>
Transfer to Sch Lun	A9901			0	0	0	0	0	0	0	0	0	0	0	0	0	0
Transfer to Federal	A9901	0	0	0	0	0	0	0	0	0	0	0	0	0	0	0	0
Transfer to Captial	A9950	50,000	100,000	0	0	0	0	100,000	0	0	0	0	0	0	0	0	100,000
	<b>A99</b>	<b>50,000</b>	<b>100,000</b>	<b>0</b>	<b>0</b>	<b>0</b>	<b>0</b>	<b>100,000</b>	<b>0</b>	<b>0</b>	<b>0</b>	<b>0</b>	<b>0</b>	<b>0</b>	<b>0</b>	<b>0</b>	<b>100,000</b>
<b>GRAND TOTAL</b>		<b>22,192,540</b>	<b>22,365,476</b>	<b>666,311</b>	<b>530,135</b>	<b>1,279,809</b>	<b>1,404,405</b>	<b>1,854,654</b>	<b>2,739,237</b>	<b>0</b>	<b>0</b>	<b>0</b>	<b>0</b>	<b>0</b>	<b>0</b>	<b>0</b>	<b>8,474,551</b>
																	<b>X Check</b>
																	<b>8,474,551</b>
																	<b>21,198,498</b>



TO: Superintendents  
FROM: Doreen Rowe   
Assistant Superintendent for Management Services  
DATE: January 4, 2019  
RE: Unit Cost Methodology – 2019-2020 BOCES Services

You should have recently received a copy of the Delaware-Chenango-Madison-Otsego BOCES Services Guide for 2019-2020; for each service listed, you will note a section entitled "Unit Cost". This section describes the Unit Cost Methodology for prorating the cost of this service. The Unit Cost Methodology must be approved on an annual basis by at least three-quarters of the participating component districts, after consultation by local school officials with their respective Boards. Therefore, please consult with your local Board of Education regarding the proposed methodology and return this document to my attention no later than **February 8<sup>th</sup>, 2019**.

If you, or your Board, have any questions, please feel free to contact me at your convenience.

District Name: \_\_\_\_\_

After consultation with the Board of Education, the \_\_\_\_\_  
Central School District hereby approves the 2019-2020 Unit Cost Methodology  
for DCMO BOCES Shared Services, as indicated in the DCMO BOCES Services  
Guides for each shared service:

- YES  
 YES, but with the following exceptions:

\_\_\_\_\_  
\_\_\_\_\_

NO

\_\_\_\_\_  
Signature of Superintendent

\_\_\_\_\_  
Date



**STUDENT TRANSPORTATION REQUEST FORM**

**Please fill out this form and give it to your home school district.  
Notification must be made by April 1st for the following school year, or upon entrance to OCA.**

Una fego  
(Name of School District)

Charlotte Adelman  
(Name)

Otego  
(City)

We, the undersigned parent/guardians would like to request transportation for our child(ren)

to Oneonta Christian Academy at the above address for the 2019 school year. We request that our child (ren) be picked up at the address below.

Thank you for your cooperation.

Sincerely,

Julie Adelman  
(signature of parent/guardian)

1/2/19  
(Date)

\_\_\_\_\_  
(Home Phone/Cell Phone)

\_\_\_\_\_  
(Address)

Emer \_\_\_\_\_ reached:

B  
(Name) \_\_\_\_\_ Aunt  
(Relationship)

K  
(Name) \_\_\_\_\_ Uncle  
(Relationship)

UNATEGO CENTRAL SCHOOL  
NEW EMPLOYEE APPOINTMENT FORM

NAME: Eda Dorosky

POSITION: Nurse Substitute

REPLACES: N/A

EFFECTIVE DATE: \_\_\_\_\_

EDUCATION LEVEL: Associates Degree

YEARS OF EXPERIENCE: 30

SALARY: STEP \_\_\_\_\_ LEVEL \_\_\_\_\_ \$ \_\_\_\_\_

CERTIFICATION: Registered Nurse

COLLEGE: SUNY Morrisville

REFERENCES CONTACTED:

1. Laura Wade
2. \_\_\_\_\_

COMMENTS: I have worked with Eda as the nurse during the RYA program for 6 years. She is knowledgeable and very good with students. She recently retired from Oneonta CSD and would like to sub.

Julie Lamber  
ADMINISTRATOR SIGNATURE

1/8/19  
DATE

UNATEGO CENTRAL SCHOOL  
NEW EMPLOYEE APPOINTMENT FORM

NAME: NATHAN FARLEY

POSITION: Sub. teacher

REPLACES: N/A

EFFECTIVE DATE: 1/22/19

EDUCATION LEVEL: BA - ~~S~~ HARTWICK College

YEARS OF EXPERIENCE: 2

SALARY: STEP \_\_\_ LEVEL \_\_\_ \$ As per. uncert. teacher sub.

CERTIFICATION: NONE

COLLEGE: HARTWICK - BA Psychology

REFERENCES CONTACTED:

1. MARK CARR - HARTWICK
2. BRAD ZILLIUX - FRANKLIN CSD

COMMENTS: 2 years sub teaching exp.  
Coaching experience  
B.A.

[Signature]  
ADMINISTRATOR SIGNATURE

1/18/19  
DATE

UNATEGO CENTRAL SCHOOL  
NEW EMPLOYEE APPOINTMENT FORM

NAME: KRISTEN WALIS

POSITION: sub. school nurse (R.N.)

REPLACES: N/A

EFFECTIVE DATE: 1/22/19

EDUCATION LEVEL: 4 years college

YEARS OF EXPERIENCE: 1

SALARY: STEP \_\_\_ LEVEL \_\_\_ \$ as per sub. nurse rate

CERTIFICATION: R.N.

COLLEGE: Morrisville (SUNY) & Western Gov. University

REFERENCES CONTACTED:

- CATE McCoy - owner "UNCOMMON Care"
- SOSAN TRIEWORTHY - SUNY Morrisville

COMMENTS: UNATEGO GRAD; References speak to her dependability & work ethic.



ADMINISTRATOR SIGNATURE

1/15/19  
DATE

UNATEGO CENTRAL SCHOOL  
NEW EMPLOYEE APPOINTMENT FORM

NAME: ANNA MARIE LIPARI

POSITION: substitute food service, sub AIDE, sub LTA

REPLACES: N/A

EFFECTIVE DATE: 1/22/19

EDUCATION LEVEL: 2 years of college

YEARS OF EXPERIENCE: NONE

SALARY: STEP \_\_\_ LEVEL \_\_\_ \$ As per sub rate


CERTIFICATION: NONE

COLLEGE: AAS SUNY DELHI-LIBERAL ARTS

REFERENCES CONTACTED:

- Jennifer Wong, SOLUTIONS MARKETING
- PENNY FIGARY, CNA

COMMENTS: HARD WORKER, GOOD PEOPLE SKILLS; RESIDES IN DISTRICT



ADMINISTRATOR SIGNATURE

1/15/19  
DATE



UNATEGO CENTRAL SCHOOL  
NEW EMPLOYEE APPOINTMENT FORM

NAME: Melissa Strickland

POSITION: sub. AIDE<sup>K-5</sup> / BUS AIDE

REPLACES: N/A

EFFECTIVE DATE: 1/22/19

EDUCATION LEVEL: HS DIPLOMA

YEARS OF EXPERIENCE: None

SALARY: STEP \_\_\_ LEVEL \_\_\_ \$ as per sub. AIDE rate

CERTIFICATION: None

COLLEGE: None

REFERENCES CONTACTED:

1. Brian TRASK, UNATEGO

2. JO AARON, Petco

COMMENTS: enjoys WORKING w/CHILDREN

BABYSITTING experience;

Dependable

  
ADMINISTRATOR SIGNATURE

1/15/19  
DATE

UNATEGO CENTRAL SCHOOL  
NEW EMPLOYEE APPOINTMENT FORM

NAME: Alex Chase

POSITION: Substitute Counselor/Teacher

REPLACES: N/A

EFFECTIVE DATE: 1/22/19

EDUCATION LEVEL: Masters Degree

YEARS OF EXPERIENCE: 6 teaching

SALARY: STEP \_\_\_ LEVEL \_\_\_ \$ \_\_\_\_\_

CERTIFICATION: Physics + Math Professional Certification

COLLEGE: SUNY Oneonta

REFERENCES CONTACTED:

1. Suzanne Swartzak-Formann

2. \_\_\_\_\_

COMMENTS: Alex is currently an intern working with the school counselors

Juli Lombardi  
ADMINISTRATOR SIGNATURE

1/16/19  
DATE